

School of Education  
Portfolio  
AY 2009 - 2010

**School of Education  
Fall 2009 – Spring 2010**

**Table of Contents**

**Section One – Undergraduate Enrollment**

<b>Student Enrollment</b>	<b>Page</b>
Table 1.1 Enrollment by status, major, gender and campus: fall 2009	1
Table 1.2 Enrollment by campus, status and age: fall 2009	3
Table 1.3 Enrollment by status, major, gender and campus: spring 2010	4
Table 1.4 Enrollment by campus, status and age: spring 2010	5
<b>Credit Hour Enrollment</b>	
Table 1.5 Credit hour enrollment by course, class, sections and average enrollment, St Thomas Campus: fall 2009	6
Table 1.6 Credit hour enrollment by course, class, sections and average enrollment St Croix Campus: fall 2009	7
<b>Degrees Awarded – Fall 2009 and Spring 2010</b>	
Table 1.7 Degrees conferred by major, type and campus	8
Table 1.8 Degrees conferred by gender, honor and campus	9

## Section Two – Graduate Enrollment

### Student Enrollment

**Page**

Table 1.9 Enrollment by status, major, gender and campus: fall 2009

10

Table 1.10 Enrollment by gender, age and campus: fall 2009

10

### Credit Hour Enrollment

Table 1.11 Credit hour enrollment by campus: fall 2009

11

### Degrees Awarded Fall 2009 and Spring 2010

Table 1.12 Degrees conferred by gender and campus

12

# *Section One*

## *Undergraduate*

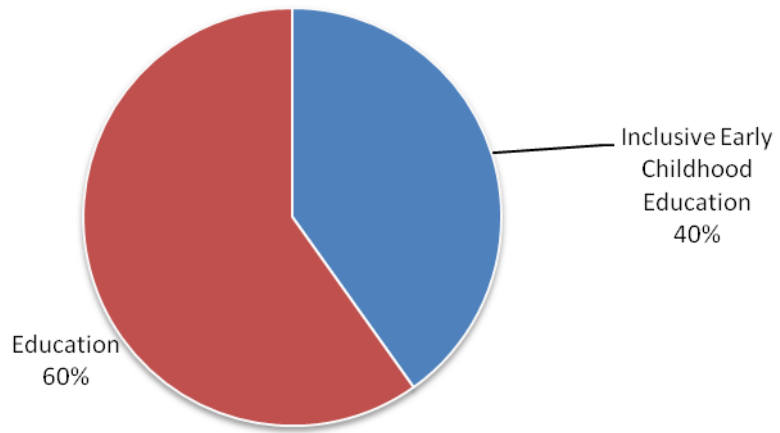
### *Enrollment*

**Table 1.1 Enrollment\* by Status, Major, Gender and Campus  
Fall 2009**

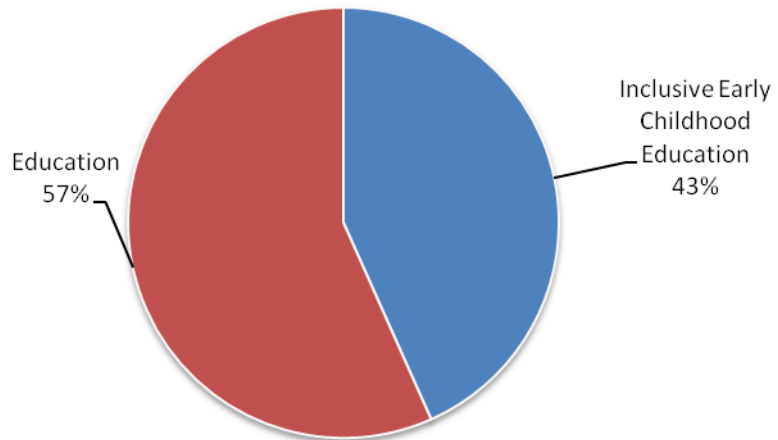
Major	All			Full-time			Part-time		
	Total	Female	Male	Total	Female	Male	Total	Female	Male
<b>UVI</b>									
Inclusive Early Childhood Education	98	98	0	33	33	0	65	65	0
Education	146	138	8	69	65	4	77	73	4
<b>All Majors</b>	<b>244</b>	<b>236</b>	<b>8</b>	<b>102</b>	<b>98</b>	<b>4</b>	<b>142</b>	<b>138</b>	<b>4</b>
<b>St. Thomas</b>									
Inclusive Early Childhood Education	52	52	0	17	17		35	35	
Education	68	65	3	30	28	2	38	37	1
<b>All Majors</b>	<b>120</b>	<b>117</b>	<b>3</b>	<b>47</b>	<b>45</b>	<b>2</b>	<b>73</b>	<b>72</b>	<b>1</b>
<b>St. Croix</b>									
Inclusive Early Childhood Education	46	46	0	16	16	0	30	30	0
Education	78	73	5	39	37	2	39	36	3
<b>All Majors</b>	<b>124</b>	<b>119</b>	<b>5</b>	<b>55</b>	<b>53</b>	<b>2</b>	<b>69</b>	<b>66</b>	<b>3</b>

\* Includes all students declaring an Education major; based on self-reported information. Currently, there is no way to access information to identify if students have met the requirements for admission into the Education Division. Admission into the Education programs begins with Education 250/216 and by application. Students generally apply at the beginning of their sophomore year. Admission can normally be secured by the second semester of the sophomore year. In order to qualify for admission, students must complete general education requirements in Communication, English, Science and Mathematics as identified in the latest catalogue and have earned a minimum grade of "C" in these courses, have a cumulative grade point average of at least at 2.33, attain a passing score for the Praxis I Exam, pass the English Proficiency Exam, the Computer Literacy Exam and a pre-admission interview. The previous information is based on the 2009-2010 Catalog.

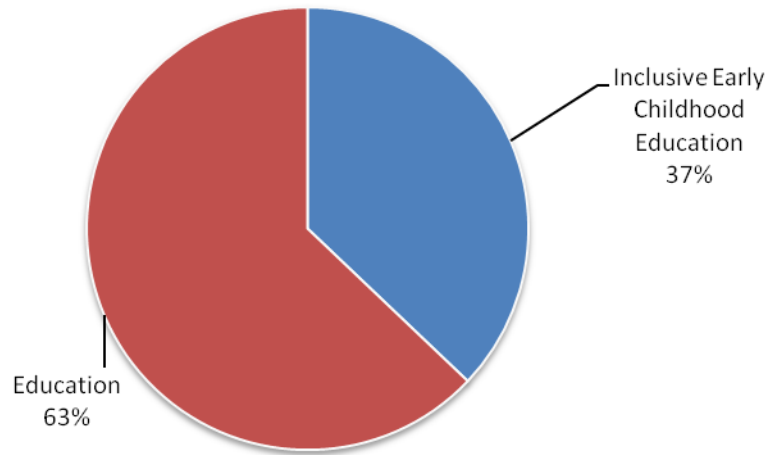
**Enrollment By Major  
Fall 2009**



**Enrollment by Major  
St Thomas Campus  
Fall 2009**



**Enrollment By Major  
St Croix Campus  
Fall 2009**



**Table 1.2 Enrollment by Campus, Status and Age  
Fall 2009**

Age	UVI		St. Thomas		St. Croix	
	Count	Percent	Count	Percent	Count	Percent
<b>All</b>						
Under 18	7	3	4	3	3	2
18-19	41	17	13	11	28	23
20-21	28	11	13	11	15	12
22-24	29	12	20	17	9	7
25-29	31	13	13	11	18	15
30-34	24	10	12	10	12	10
35-39	26	11	14	12	12	10
40-49	36	15	16	13	20	16
Over 50	22	9	15	13	7	6
Unknown	0	0	0	0	0	0
<b>Total</b>	<b>244</b>	<b>100</b>	<b>120</b>	<b>100</b>	<b>124</b>	<b>100</b>
<b>Full-time</b>						
Under 18	7	7	4	9	3	5
18-19	38	37	13	28	25	45
20-21	15	15	8	17	7	13
22-24	16	16	11	23	5	9
25-29	10	10	3	6	7	13
30-34	6	6	2	4	4	7
35-39	1	1	1	2	0	0
40-49	7	7	3	6	4	7
over 50	2	2	2	4	0	0
Unknown	0	0	0	0	0	0
<b>Total</b>	<b>102</b>	<b>100</b>	<b>47</b>	<b>100</b>	<b>55</b>	<b>100</b>
<b>Part-time</b>						
Under 18	0	0	0	0	0	0
18-19	3	2	0	0	3	4
20-21	13	9	5	7	8	12
22-24	13	9	9	12	4	6
25-29	21	15	10	14	11	16
30-34	18	13	10	14	8	12
35-39	25	18	13	18	12	17
40-49	29	20	13	18	16	23
over 50	20	14	13	18	7	10
Unknown	0	0	0	0	0	0
<b>Total</b>	<b>142</b>	<b>100</b>	<b>73</b>	<b>100</b>	<b>69</b>	<b>100</b>



**Table 1.3 Enrollment by Status, Major, Gender and Campus  
Spring 2010**

Major	All			Full-time			Part-time		
	Total	Female	Male	Total	Female	Male	Total	Female	Male
<b>UVI</b>									
Inclusive early childhood	95	95	0	26	26	0	69	69	0
Elementary Education	156	144	12	78	71	7	78	73	5
<b>All Majors</b>	<b>251</b>	<b>239</b>	<b>12</b>	<b>104</b>	<b>97</b>	<b>7</b>	<b>147</b>	<b>142</b>	<b>5</b>
<b>St. Thomas</b>									
Inclusive early childhood	53	53	0	19	19	0	34	34	0
Elementary Education	75	70	5	42	40	2	33	30	3
<b>All Majors</b>	<b>128</b>	<b>123</b>	<b>5</b>	<b>61</b>	<b>59</b>	<b>2</b>	<b>67</b>	<b>64</b>	<b>3</b>
<b>St. Croix</b>									
Inclusive early childhood	42	42	0	7	7	0	35	35	0
Elementary Education	81	74	7	36	31	5	45	43	2
<b>All Majors</b>	<b>123</b>	<b>116</b>	<b>7</b>	<b>43</b>	<b>38</b>	<b>5</b>	<b>80</b>	<b>78</b>	<b>2</b>

**Table 1.4 Enrollment by Campus, Status and Age  
Spring 2010**

Age	UVI		St. Thomas		St. Croix	
	Count	Percent	Count	Percent	Count	Percent
<b>All</b>						
Under 18	0	0	0	0	0	0
18-19	27	11	12	9	15	12
20-21	43	17	23	18	20	16
22-24	31	12	16	13	15	12
25-29	36	14	19	15	17	14
30-34	31	12	19	15	12	10
35-39	19	8	8	6	11	9
40-49	35	14	15	12	20	16
Over 50	29	12	16	13	13	11
Unknown	0	0	0	0	0	0
<b>Total</b>	<b>251</b>	<b>100</b>	<b>128</b>	<b>100</b>	<b>123</b>	<b>100</b>
<b>Full-time</b>						
Under 18	0	0	0	0	0	0
18-19	25	24	11	18	14	33
20-21	33	32	20	33	13	30
22-24	15	14	10	16	5	12
25-29	16	15	10	16	6	14
30-34	5	5	5	8	0	0
35-39	1	1	0	0	1	2
40-49	5	5	3	5	2	5
over 50	4	4	2	3	2	5
Unknown	0	0	0	0	0	0
<b>Total</b>	<b>104</b>	<b>100</b>	<b>61</b>	<b>100</b>	<b>43</b>	<b>100</b>
<b>Part-time</b>						
Under 18	0	0	0	0	0	0
18-19	2	1	1	1	1	1
20-21	10	7	3	4	7	9
22-24	16	11	6	9	10	13
25-29	20	14	9	13	11	14
30-34	26	18	14	21	12	15
35-39	18	12	8	12	10	13
40-49	30	20	12	18	18	23
over 50	25	17	14	21	11	14
Unknown	0	0	0	0	0	0
<b>Total</b>	<b>147</b>	<b>100</b>	<b>67</b>	<b>100</b>	<b>80</b>	<b>100</b>

**Table 1.5 St. Thomas Campus  
Course, Class, Sections and Average Enrollment  
Fall 2009**

<b>Course</b>	<b>Class</b>	<b>Number of Sections</b>	<b>Total Enrollment</b>	<b>Average Enrollment</b>	<b>Credits per Course</b>	<b>Total Credit Hours</b>
EDU 217	Ethical and Legal Issues in Early Childhood Education	1	13	13	3	39
EDU 218	Supervised Field Experience in Designing and Implementing Inclusionary Early Childhood programs	1	1	1	3	3
EDU 219	Promoting Language and Literacy in Early Childhood Seminar in Field Experience in Designing and Implementing Inclusionary Early Childhood programs	1	13	13	3	39
EDU 220	Foundations of Education	1	1	1	4	4
EDU 221	Educational Psychology	1	21	21	3	63
EDU 230	Mathematics & The Elementary Teacher	1	11	11	3	33
EDU 257	Introduction to Special Education	1	6	6	5	30
EDU 302	Teaching Science in Inclusive Early Childhood Education	1	4	4	3	12
EDU 307	Integrating and Adapting Curriculum Across the Content Areas in Inclusive Early Childhood Education	1	10	10	3	30
EDU 308	Instructional Design and Technology	1	18	18	4	72
EDU 350	Teaching the Language Arts II	1	8	8	2	16
EDU 354	Student Teaching in the Elementary School	1	5	5	4	20
EDU 452	Internship for Practicing Teachers	1	2	2	9	18
EDU 470	Seminar in Secondary Teaching	1	2	2	3	6
EDU 497		1	0	0	3	0
PED 100	Swimming/Snorkeling	1	14	14	0.5	7
PED 110	Aerobics	2	38	19	0.5	19
PED 112	Strength Training	1	20	20	0.5	10
PED 113	Cardio Resuscitation	2	19	10	0.5	9.5
PED 130	Archery	1	12	12	0.5	6
PED 132	Fencing	1	16	16	0.5	8
PED 134	Table Tennis	2	7	4	0.5	3.5
PED 135	Tennis	3	31	10	0.5	15.5
PED 142	Volleyball	2	39	20	0.5	19.5
PED 235	Advanced Tennis	1	1	1	0.5	0.5
PLS 200	Self-Management: Wellness	4	79	20	2	158
<b>ALL</b>		<b>35</b>	<b>391</b>	<b>11</b>	<b>62</b>	<b>641.5</b>

**Table 1.6 St. Croix Campus  
Course, Class, Sections and Average Enrollment  
Fall 2009**

Course	Class	Number of Sections	Total Enrollment	Average Enrollment	Credits per Course	Total Credit Hours
EDU 217	Ethical and Legal Issues in Early Childhood Education	1	15	15	3	45
EDU 218	Supervised Field Experience in Designing and Implementing Inclusionary Early Childhood programs	1	2	2	3	6
EDU 219	Promoting Language and Literacy in Early Childhood	1	12	12	3	36
EDU 220	Seminar in Field Experience in Designing and Implementing Inclusionary Early Childhood programs	1	2	2	4	8
EDU 221	Foundations of Education	1	11	11	3	33
EDU 230	Educational Psychology	1	9	9	3	27
EDU 257	Mathematics & the Elementary Teacher	1	6	6	5	30
EDU 302	Introduction to Special Education	1	9	9	3	27
EDU 307	Teaching Science in Inclusive Early Childhood Education	1	9	9	3	27
EDU 308	Integrating and Adapting Curriculum Across the Content Areas in Inclusive Early Childhood Education	1	6	6	4	24
EDU 350	Instructional Design and Technology	1	7	7	2	14
EDU 354	Teaching the Language Arts II	1	6	6	4	24
EDU 360	Science and the Elementary Teacher	1	8	8	3	24
EDU 452	Student Teaching in the Elementary School	1	1	1	9	9
EDU 470	Internship for Practicing Teachers	1	3	3	3	9
EDU 497	Seminar in Secondary Teaching	1	4	4	3	12
PED 111	Cardio and Muscular Conditioning	1	13	13	0.5	6.5
PED 121	Middle Eastern Dance	1	12	12	0.5	6
PED 135	Tennis	1	11	11	0.5	5.5
PED 150	Tae-Kwon-Do	1	10	10	0.5	5
PLS 200	Self-Management: Wellness	1	17	17	2	34
<b>ALL</b>		<b>21</b>	<b>173</b>	<b>8</b>	<b>62</b>	<b>412</b>

**Table 1.7 Degrees Conferred by Major, Type and Campus  
Spring 2010**

	<b>Associates</b>	<b>Bachelors</b>	<b>All Degrees</b>
<b>UVI</b>			
Inclusive Early Childhood Education	7	0	7
Elementary Education	0	12	12
<b>Total</b>	<b>7</b>	<b>12</b>	<b>19</b>
<b>St Thomas</b>			
Inclusive Early Childhood Education	5	0	5
Elementary Education		6	6
<b>Total</b>	<b>5</b>	<b>6</b>	<b>11</b>
<b>St Croix</b>			
Inclusive Early Childhood Education	2	0	2
Elementary Education		6	6
<b>Total</b>	<b>2</b>	<b>6</b>	<b>8</b>

• Degree not offered

**Table 1.8 Degrees Conferred by Gender, Honor and Campus  
Spring 2010**

	<b>Female</b>	<b>Male</b>	<b>Total</b>
<b>UVI</b>			
Cum Laude	4	0	4
Magna Cum Laude	2	0	2
Summa Cum Laude	3	0	3
<b>Total</b>	<b>9</b>	<b>0</b>	<b>9</b>
<b>St. Thomas</b>			
Cum Laude	4	0	4
Magna Cum Laude	1	0	1
Summa Cum Laude	2	0	2
<b>Total</b>	<b>7</b>	<b>0</b>	<b>7</b>
<b>St. Croix</b>			
Cum Laude	0	0	0
Magna Cum Laude	1	0	1
Summa Cum Laude	1	0	1
<b>Total</b>	<b>2</b>	<b>0</b>	<b>2</b>

# *Section Two*

## *Graduate*

### *Enrollment*

**Table 1.9 Enrollment by Status, Major, Gender and Campus  
Fall 2009**

Major	All			Full-time			Part-time		
	Total	Female	Male	Total	Female	Male	Total	Female	Male
<b>UVI</b>									
Master of Arts In Education	97	91	6	11	10	1	86	81	5
Non-Degree Seeking	0	0	0	0	0	0	0	0	0
<b>Total</b>	<b>97</b>	<b>91</b>	<b>6</b>	<b>11</b>	<b>10</b>	<b>1</b>	<b>86</b>	<b>81</b>	<b>5</b>
<b>St. Thomas</b>									
Master of Arts In Education	45	43	2	7	7	0	38	36	2
Non-Degree Seeking	0	0	0	0	0	0	0	0	0
<b>Total</b>	<b>45</b>	<b>43</b>	<b>2</b>	<b>7</b>	<b>7</b>	<b>0</b>	<b>38</b>	<b>36</b>	<b>2</b>
<b>St. Croix</b>									
Master of Arts In Education	52	48	4	4	3	1	48	45	3
Non-Degree Seeking	0	0	0	0	0	0	0	0	0
<b>Total</b>	<b>52</b>	<b>48</b>	<b>4</b>	<b>4</b>	<b>3</b>	<b>1</b>	<b>48</b>	<b>45</b>	<b>3</b>

**Table 1.10 Enrollment by Campus, Age and Gender  
Fall 2009**

Age Group	UVI			St. Thomas			St. Croix		
	Total	Female	Male	Total	Female	Male	Total	Female	Male
Under 22	1	1	0	1	1	0	0	0	0
22-24	9	7	2	4	3	1	5	4	1
25-29	22	21	1	10	10	0	12	11	1
30-34	11	10	1	4	4	0	7	6	1
35-39	14	14	0	5	5	0	9	9	0
40-49	26	25	1	13	13	0	13	12	1
Over 50	14	13	1	8	7	1	6	6	0
<b>Total</b>	<b>97</b>	<b>91</b>	<b>6</b>	<b>45</b>	<b>43</b>	<b>2</b>	<b>52</b>	<b>48</b>	<b>4</b>

**Table 1.11 Graduate Courses  
Course, Class, Sections and Average Enrollment  
Fall 2009**

Course	Class	St. Thomas				
		Number of Sections	Total Enrollment	Average Enrollment	Credits per Course	Total Credit Hours
EDU 500	Basic Research Techniques	1	13	13	3	39
EDU 505	American Education with Reference to the VI	1	14	14	3	42
EDU 506	Foundations of Guidance	1	9	9	3	27
EDU 530	Independent Study	1	8	8	3	24
EDU 543	Group and Family Counseling and Consultation	1	5	5	3	15
EDU 544	Career Development Counseling	1	4	4	3	12
EDU 546	Practicum in Counseling	1	3	3	3	9
EDU 547	Fundamentals of School Administration	1	1	1	3	3
EDU 549	Supervision of Instruction and Staff Development	1	4	4	3	12
EDU 561	Introduction to Computers in Education	1	6	6	3	18
EDU 563	Computer Applications in Schools	1	2	2	3	6
EDU 564	Education Technology in Learning Process	1	4	4	3	12
EDU 565	Practicum in Education Technology	1	2	2	3	6
EDU 600	Thesis	1	9	9	1	9
<b>St. Croix</b>						
EDU 500	Basic Research Techniques	1	12	12	3	36
EDU 505	American Education with Reference to the VI	1	17	17	3	51
EDU 506	Foundations of Guidance	1	10	10	3	30
EDU 542	Theories, Strategies and Techniques of Counseling	1	9	9	3	27
EDU 544	Career Development Counseling	1	2	2	3	6
EDU 547	Foundation of School Administration	1	12	12	3	36
EDU 549	Supervision of Instruction and Staff Development	1	3	3	3	9
EDU 556	Special Education: Strategy and Design	1	11	11	3	33
EDU 561	Introduction to Computers in Education	1	3	3	3	9
EDU 564	Education Technology in Learning Process	1	4	4	3	12
EDU 565	Practicum in Education Technology	1	4	4	3	12



**Table 1.12 Degrees Conferred by Gender and Campus  
Spring 2010**

<b>Gender</b>	<b>UVI</b>	<b>St. Thomas</b>	<b>St. Croix</b>
Female	28	18	10
Male	0	0	0
<b>Total</b>	<b>28</b>	<b>18</b>	<b>10</b>