

**Business  
Administration  
Division Portfolio  
AY 2005 - 2006**

**Division of Business Administration  
Fall 2005 – Spring 2006**

**Table of Contents**

**Section One – Undergraduate Enrollment**

<b>Student Enrollment</b>	<b>Page</b>
Table 1.1 Enrollment by status, major, gender and campus: fall 2005	1
Table 1.2 UVI enrollment by campus, status and age: fall 2005	3
Table 1.3 Enrollment by status, major, gender and campus: spring 2006	4
Table 1.4 UVI enrollment by campus, status and age: spring 2006	5
<b>Credit Hour Enrollment</b>	
Table 1.5 Credit hour enrollment St Thomas Campus: fall 2005	6
Table 1.6 Credit hour enrollment St Croix Campus: fall 2005	7
<b>Degrees Awarded – Spring 2006</b>	
Table 1.7 Degrees conferred by major and campus	8
Table 1.8 Degrees conferred by honor, gender and campus	9

## Section Two – Graduate Enrollment

### Student Enrollment

**Page**

Table 1.9 Enrollment by status, major, gender and campus: fall 2005

13

Table 1.10 Enrollment by gender, age and campus: fall 2005

13

### Credit Hour Enrollment

Table 1.11 Credit hour enrollment by campus fall 2005

14

### Degrees Awarded

Table 1.12 Degrees conferred by gender and campus: Spring 2006

14

# *Section One*

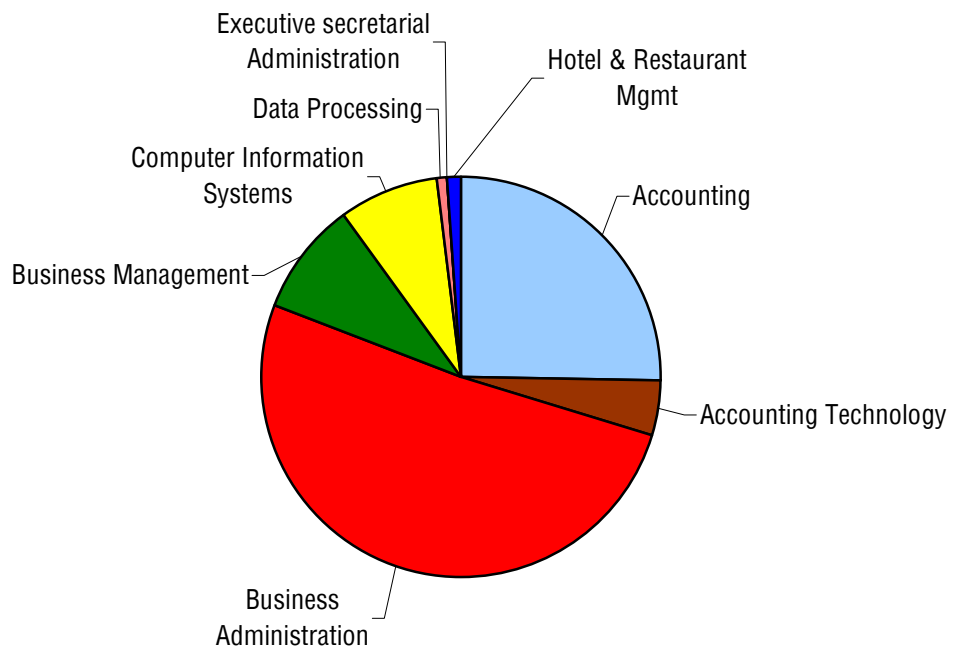
## *Undergraduate*

### *Enrollment*

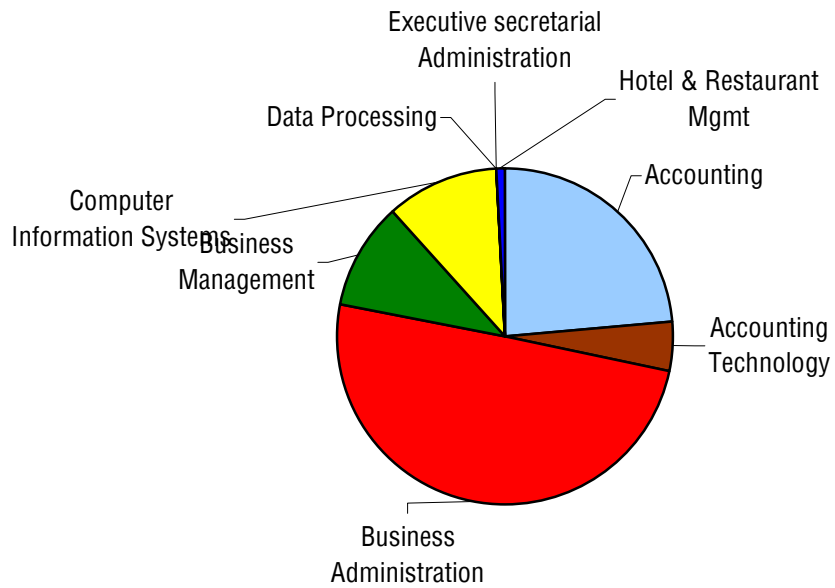
**Table 1.1 Enrollment by Status, Major, Gender and Campus  
Fall 2005**

Major	All			Full-time			Part-time		
	Total	Female	Male	Total	Female	Male	Total	Female	Male
<b>UVI</b>									
Accounting	167	150	17	106	95	11	61	55	6
Accounting Technology	29	26	3	16	13	3	13	13	0
Business Administration	336	261	75	202	149	53	134	112	22
Business Management	60	48	12	27	20	7	33	28	5
Computer Information Systems	54	37	17	32	22	10	22	15	7
Data Processing	4	3	1	1	0	1	3	3	0
Executive secretarial Administration	1	1	0	0	0	0	1	1	0
Hotel & Restaurant Management	7	7	0	3	3	0	4	4	0
Undecided Major	1	1	0	0	0	0	1	1	0
<b>All Majors</b>	<b>659</b>	<b>534</b>	<b>125</b>	<b>387</b>	<b>302</b>	<b>85</b>	<b>272</b>	<b>232</b>	<b>40</b>
<b>St. Thomas</b>									
Accounting	107	91	16	74	63	11	33	28	5
Accounting Technology	17	16	1	8	7	1	9	9	0
Business Administration	209	154	55	138	98	40	71	56	15
Business Management	34	25	9	13	8	5	21	17	4
Computer Information Systems	26	18	8	14	10	4	12	8	4
Data Processing	4	3	1	1	0	1	3	3	0
Executive secretarial Administration	1	1	0	0	0	0	1	1	0
Hotel & Restaurant management	5	5	0	1	1	0	4	4	0
Undecided Major	0	0	0	0	0	0	0	0	0
<b>All Majors</b>	<b>403</b>	<b>313</b>	<b>90</b>	<b>249</b>	<b>187</b>	<b>62</b>	<b>154</b>	<b>126</b>	<b>28</b>
<b>St. Croix</b>									
Accounting	60	59	1	32	32	0	28	27	1
Accounting Technology	12	10	2	8	6	2	4	4	0
Business Administration	127	107	20	64	51	13	63	56	7
Business Management	26	23	3	14	12	2	12	11	1
Computer Information Systems	28	19	9	18	12	6	10	7	3
Data Processing	0	0	0	0	0	0	0	0	0
Executive secretarial Administration	0	0	0	0	0	0	0	0	0
Hotel & Restaurant Management	2	2	0	2	2	0	0	0	0
Undecided	1	1	0	0	0	0	1	1	0
<b>All Majors</b>	<b>256</b>	<b>220</b>	<b>35</b>	<b>138</b>	<b>115</b>	<b>23</b>	<b>118</b>	<b>106</b>	<b>12</b>

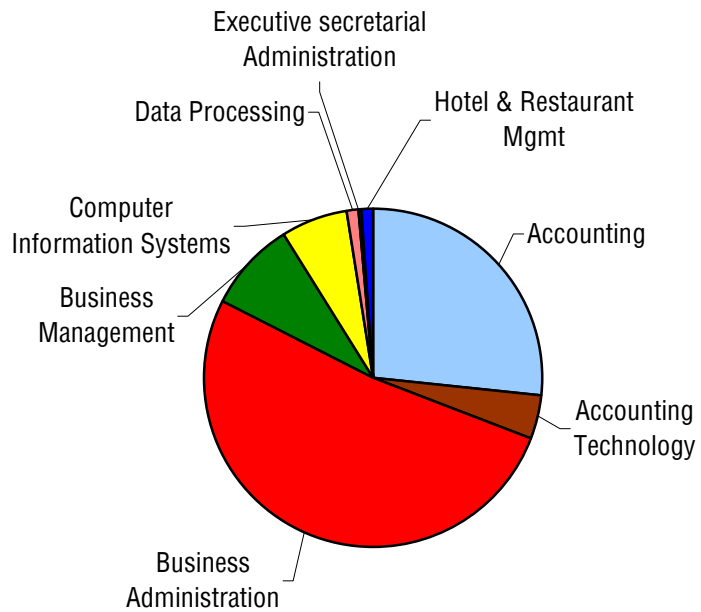
**Enrollment by Major  
UVI  
Fall 2005**



**Enrollment by Major  
St Croix campus  
Fall 2005**



**Enrollment by Major  
St Thomas campus  
Fall 2005**



**Table 1.2 Enrollment by Campus, Age and Status  
Fall 2005**

Age	UVI		St. Thomas		St. Croix	
	Count	Percent	Count	Percent	Count	Percent
<b>ALL</b>						
Under 18	16	2%	9	2%	7	2%
18-19	107	16%	63	17%	44	15%
20-21	135	20%	75	20%	60	21%
22-24	123	19%	77	21%	46	16%
25-29	88	13%	42	11%	46	16%
30-34	59	9%	34	9%	25	9%
35-39	51	8%	24	7%	27	9%
40-49	56	8%	30	8%	26	9%
Over 50	21	3%	11	3%	10	3%
Unknown	3	0%	2	1%	1	0%
<b>Total</b>	<b>659</b>	<b>100%</b>	<b>367</b>	<b>100%</b>	<b>292</b>	<b>100%</b>
<b>FULL-TIME</b>						
Under 18	16	4%	9	4%	7	5%
18-19	97	25%	61	24%	36	26%
20-21	104	27%	61	24%	43	31%
22-24	79	20%	62	25%	17	12%
25-29	36	9%	21	8%	15	11%
30-34	20	5%	13	5%	7	5%
35-39	14	4%	6	2%	8	6%
40-49	16	4%	13	5%	3	2%
over 50	3	1%	2	1%	1	1%
Unknown	2	1%	1	0%	1	1%
<b>Total</b>	<b>387</b>	<b>100%</b>	<b>249</b>	<b>100%</b>	<b>138</b>	<b>100%</b>
<b>PART-TIME</b>						
Under 18	0	0%	0	0%	0	0%
18-19	10	4%	2	2%	8	5%
20-21	31	11%	14	12%	17	11%
22-24	44	16%	15	13%	29	19%
25-29	52	19%	21	18%	31	20%
30-34	39	14%	21	18%	18	12%
35-39	37	14%	18	15%	19	12%
40-49	40	15%	17	14%	23	15%
over 50	18	7%	9	8%	9	6%
Unknown	1	0%	1	1%	0	0%
<b>Total</b>	<b>272</b>	<b>100%</b>	<b>118</b>	<b>100%</b>	<b>154</b>	<b>100%</b>



**Table 1.3 Enrollment by Status, Major, Gender and Campus  
Spring 2006**

Major	All			Full-time			Part-time		
	Total	Female	Male	Total	Female	Male	Total	Female	Male
<b>UVI</b>									
Accounting	160	143	17	90	79	11	70	64	6
Accounting Technology	24	20	4	13	10	3	11	10	1
Business Administration	350	265	85	196	137	59	154	128	26
Business Management	75	57	18	30	22	8	45	35	10
Computer Information Systems	57	34	23	35	21	14	22	13	9
Data processing	2	2	0	0	0	0	2	2	0
Executive secretarial Administration	3	3	0	1	1	0	2	2	0
Hotel/Restaurant Management	3	3	0	2	2	0	1	1	0
Unclassified	3	3	0	1	1	0	2	2	0
<b>All Majors</b>	<b>677</b>	<b>530</b>	<b>147</b>	<b>368</b>	<b>273</b>	<b>95</b>	<b>309</b>	<b>257</b>	<b>52</b>
<b>St. Thomas</b>									
Accounting	95	82	13	57	48	9	38	34	4
Accounting Technology	12	11	1	6	6	0	6	5	1
Business Administration	225	159	66	136	88	48	89	71	18
Business Management	45	34	11	16	10	6	29	24	5
Computer Information Systems	22	17	5	11	8	3	11	9	2
Data Processing	2	2	0	0	0	0	2	2	0
Executive secretarial Administration	2	2	0	1	1	0	1	1	0
Hotel/Restaurant Management	2	2	0	1	1	0	1	1	0
Unclassified	3	3	0	1	1	0	2	2	0
<b>All Majors</b>	<b>408</b>	<b>312</b>	<b>96</b>	<b>229</b>	<b>163</b>	<b>66</b>	<b>179</b>	<b>149</b>	<b>30</b>
<b>St. Croix</b>									
Accounting	65	61	4	33	31	2	32	30	2
Accounting Technology	12	9	3	7	4	3	5	5	0
Business Administration	125	106	19	60	49	11	65	57	8
Business Management	30	23	7	14	12	2	16	11	5
Computer Information Systems	35	17	18	24	13	11	11	4	7
Data Processing	0	0	0	0	0	0	0	0	0
Executive secretarial Administration	1	1	0	0	0	0	1	1	0
Hotel/Restaurant Management	1	1	0	1	1	0	0	0	0
Unclassified	0	0	0	0	0	0	0	0	0
<b>All Majors</b>	<b>269</b>	<b>218</b>	<b>51</b>	<b>139</b>	<b>110</b>	<b>29</b>	<b>130</b>	<b>108</b>	<b>22</b>

**Table 1.4 Enrollment by Campus, Age and Status  
Spring 2006**

Age	UVI		St. Thomas		St. Croix	
	Count	Percent	Count	Percent	Count	Percent
<b>ALL</b>						
Under 18	1	0%	1	0%	0	0%
18-19	83	12%	45	11%	38	14%
20-21	128	19%	84	21%	44	16%
22-24	160	24%	104	25%	56	21%
25-29	108	16%	70	17%	38	14%
30-34	51	8%	24	6%	27	10%
35-39	55	8%	26	6%	29	11%
40-49	58	9%	36	9%	22	8%
Over 50	32	5%	17	4%	15	6%
Unknown	1	0%	1	0%	0	0%
<b>Total</b>	<b>677</b>	<b>100%</b>	<b>408</b>	<b>100%</b>	<b>269</b>	<b>100%</b>
<b>FULL-TIME</b>						
Under 18	1	0%	1	0%	0	0%
18-19	80	22%	42	18%	38	27%
20-21	107	29%	72	31%	35	25%
22-24	84	23%	53	23%	31	22%
25-29	50	14%	36	16%	14	10%
30-34	16	4%	8	3%	8	6%
35-39	15	4%	7	3%	8	6%
40-49	9	2%	5	2%	4	3%
over 50	5	1%	4	2%	1	1%
Unknown	1	0%	1	0%	0	0%
<b>Total</b>	<b>368</b>	<b>100%</b>	<b>229</b>	<b>100%</b>	<b>139</b>	<b>100%</b>
<b>PART-TIME</b>						
Under 18	0	0%	0	0%	0	0%
18-19	3	1%	3	2%	0	0%
20-21	21	7%	12	7%	9	7%
22-24	76	25%	51	28%	25	19%
25-29	58	19%	34	19%	24	18%
30-34	35	11%	16	9%	19	15%
35-39	40	13%	19	11%	21	16%
40-49	49	16%	31	17%	18	14%
over 50	27	9%	13	7%	14	11%
Unknown	0	0%	0	0%	0	0%
<b>Total</b>	<b>309</b>	<b>100%</b>	<b>179</b>	<b>100%</b>	<b>130</b>	<b>100%</b>

**Table 1.5 St. Thomas Campus  
by Undergraduate Course, Section, Enrollment and Credit Hours  
Fall 2005**

<b>Course</b>	<b>Class Description</b>	<b>Number of Sections</b>	<b>Total Enrollment</b>	<b>Average Enrollment</b>	<b>Credits per Course</b>	<b>Total Credit Hours</b>
ACC 121	Introduction to Accounting I	2	39	25	3	117
ACC 122	Introduction to Accounting II	2	28	14	3	84
ACC 222	Intermediate Accounting	1	21	21	3	63
ACC 230	Government Accounting	1	12	12	3	36
ACC 440	Cost Accounting I	1	27	27	3	81
ACC 443	Advanced Accounting	1	14	14	3	42
BUS 112	Introduction to Business	2	55	28	3	165
BUS 224	Business Communication	1	34	34	3	102
BUS 231	Principles of Marketing	2	62	31	3	186
BUS 234	Advertising & Promotional Strategy	1	33	33	3	99
BUS 241	Principles of Management	1	25	25	3	75
BUS 242	Personnel Management	1	12	12	3	36
BUS 251	Business Law	1	25	25	3	75
BUS 321	Fundamentals of Finance	2	39	20	3	117
BUS 324	Financial Markets & Institutions	1	9	9	3	27
BUS 325	Statistics for Management Decisions	1	24	24	3	72
BUS 330	Production/Operation Management	1	39	39	3	117
BUS 336	Labor Management Relations	1	21	21	3	63
BUS 426	Marketing Research	1	10	10	3	30
BUS 434	Public Policy Toward Business	1	19	19	3	57
BUS 436	Business Strategy	1	12	12	3	36
BUS 474	Professional Development Seminar	1	24	24	1	24
BUS 475	Undergraduate Internship in Business	1	13	13	2	26
CIS 101	Business Software Applications	2	40	20	3	120
CIS 210	Micro Computer Business Software	1	23	23	3	69
CIS 270	Computer Systems Development	1	7	7	3	21
CIS 300	Program Design & Evaluation	1	4	4	3	12
CIS 310	Advanced Databases & Spreadsheets	1	17	17	3	51

Continued →[]

**Table 1.5 St. Thomas Campus  
by Undergraduate Course, Section, Enrollment and Credit Hours  
Fall 2005**

<b>Course</b>	<b>Class Description</b>	<b>Number of Sections</b>	<b>Total Enrollment</b>	<b>Average Enrollment</b>	<b>Credits per Course</b>	<b>Total Credit Hours</b>
HRM 132	Fundamentals of Tourism	1	6	6	2	12
HRM 232	Hospitality Services Marketing	1	4	4	3	12
HRM 233	Hospitality Industry Computer System	1	5	5	3	15
HRM 234	Hospitality Industry Accounting	1	4	4	3	12
HRM 242	Hospitality Industry Personal Training	1	4	4	3	12
<b>ALL</b>		<b>39</b>	<b>711</b>	<b>18</b>	<b>95</b>	<b>2066</b>

**Table 1.6 St. Croix Campus  
by Undergraduate Course, Section, Enrollment and Credit Hours  
Fall 2005**

<b>Course</b>	<b>Class Description</b>	<b>Number of Sections</b>	<b>Total Enrollment</b>	<b>Average Enrollment</b>	<b>Credits per Course</b>	<b>Total Credit Hours</b>
ACC 121	Introduction to Accounting I	2	23	12	3	69
ACC 122	Introduction to Accounting II	2	13	7	3	39
ACC 221	Intermediate Accounting I	1	22	22	3	66
ACC 230	Government Accounting	1	17	17	3	51
ACC 440	Cost Accounting I	1	14	14	3	42
ACC 442	Auditing	1	5	5	3	15
BUS 112	Introduction to Business	2	33	17	3	99
BUS 213	Small Business Management	1	16	16	3	48
BUS 224	Business Communication	1	13	13	3	39
BUS 231	Principles of Marketing	1	16	16	3	48
BUS 241	Principles of Management	1	23	23	3	69
BUS 242	Personnel Management	1	10	10	3	30
BUS 251	Business Law	1	21	21	3	63
BUS 321	Fundamentals of Finance	1	16	16	3	48
BUS 325	Statistics for Management Decisions	1	13	13	3	39
BUS 330	Production/Operations Management	1	15	15	3	45
BUS 434	Public Policy Toward Business	1	8	8	3	24
BUS 436	Business Strategy	1	19	19	3	57

**Table 1.6 St. Croix Campus  
by Undergraduate Course, Section, Enrollment and Credit Hours  
Fall 2005**

Course	Class Description	Number of Sections	Total Enrollment	Average Enrollment	Credits per Course	Total Credit Hours
BUS 474	Professional Development Seminar	1	23	23	1	23
BUS 475	Internship in Business	1	16	16	2	32
CIS 101	Business Software Applications	2	32	16	3	96
CIS 121	Data Management Concepts	1	4	4	3	12
CIS 210	Business Information Systems	2	15	8	3	45
CIS 270	Computer Systems Development	1	8	8	3	24
CIS 300	Process Design & Evaluation	1	7	7	3	21
CIS 310	Advanced Databases & Spreadsheets	1	13	13	3	39
<b>ALL</b>		<b>31</b>	<b>415</b>	<b>13</b>	<b>75</b>	<b>1183</b>

**Table 1.7 Degrees Conferred by Major and Campus  
Spring 2006**

	Associates	Bachelors	All Degrees
<b>UVI</b>			
Accounting	7	30	37
Business Administration	•	81	81
Business Management	27	•	27
Computer Information Systems	9	•	9
Hotel/Restaurant Management	1	•	1
<b>Total</b>	<b>44</b>	<b>111</b>	<b>155</b>
<b>St Thomas</b>			
Accounting	5	17	22
Business Administration	•	53	53
Business Management	13	•	13
Computer Information Systems	3	•	3
Hotel/Restaurant Management	1	•	1
<b>Total</b>	<b>22</b>	<b>70</b>	<b>92</b>
<b>St Croix</b>			
Accounting	2	13	15
Business Administration	0	28	28
Business Management	14	•	14
Computer Information System	6	•	6
Hotel/Restaurant Management	0	•	0
<b>Total</b>	<b>22</b>	<b>41</b>	<b>63</b>

• Degree not offered

**Table 1.8 Degrees Conferred by Gender, Honors and Campus  
Spring 2006**

	<b>Female</b>	<b>Male</b>	<b>Total</b>
<b>UVI</b>			
Cum Laude	19	2	21
Magna Cum Laude	13	2	15
Summa Cum Laude	2	0	2
<b>Total</b>	<b>34</b>	<b>4</b>	<b>38</b>
<b>St. Thomas</b>			
Cum Laude	14	2	16
Magna Cum Laude	9	2	11
Summa Cum Laude	0	0	0
<b>Total</b>	<b>23</b>	<b>4</b>	<b>27</b>
<b>St. Croix</b>			
Cum Laude	5	0	5
Magna Cum Laude	4	0	4
Summa Cum Laude	2	0	2
<b>Total</b>	<b>11</b>	<b>0</b>	<b>11</b>

*Section Two*  
*Graduate*  
*Enrollment*

**Table 1.9 Graduate Enrollment by Status, Major, Gender and Campus  
Fall 2005**

Major	All			Full-time			Part-time		
	Total	Female	Male	Total	Female	Male	Total	Female	Male
<b>UVI</b>									
Business Administration	<b>21</b>	17	4	<b>5</b>	4	1	<b>8</b>	13	3
<b>St. Thomas</b>									
Business Administration	<b>11</b>	7	4	<b>3</b>	2	1	<b>8</b>	5	3
<b>St. Croix</b>									
Business Administration	<b>10</b>	10	0	<b>2</b>	2	0	<b>8</b>	8	0

**Table 1.10 Graduate Enrollment by Campus, Age and Gender  
Fall 2005**

Age Group	UVI			St. Thomas			St. Croix		
	Total	Female	Male	Total	Female	Male	Total	Female	Male
Under 22	<b>0</b>	<b>0</b>	0	<b>0</b>	0	0	<b>0</b>	0	0
22-24	<b>2</b>	<b>1</b>	1	<b>2</b>	1	1	<b>0</b>	0	0
25-29	<b>7</b>	<b>6</b>	1	<b>3</b>	2	1	<b>4</b>	4	0
30-34	<b>5</b>	<b>5</b>	0	<b>1</b>	1	0	<b>4</b>	4	0
35-39	<b>3</b>	<b>2</b>	1	<b>2</b>	1	1	<b>1</b>	1	0
40-49	<b>3</b>	<b>2</b>	1	<b>2</b>	1	1	<b>1</b>	1	0
Over 50	<b>1</b>	<b>1</b>	0	<b>1</b>	1	0	<b>0</b>	0	0
Total	<b>21</b>	<b>17</b>	<b>4</b>	<b>11</b>	<b>7</b>	<b>4</b>	<b>10</b>	<b>10</b>	<b>0</b>



**Table 1.11 Graduate Courses  
by Campus, Course, Section, Enrollment and Credit Hours  
Fall 2005**

Course	Class Description	St. Thomas				
		Number of Sections	Total Enrollment	Average Enrollment	Credits per Course	Total Credit Hours
BUS 521	Quantitative Methods in Decision Science	1	9	9	3	27
BUS 525	Information Systems	1	12	12	3	36
BUS 531	Group Processes and Leadership	1	7	7	3	21
		St. Croix				
BUS 521	Quantitative Methods in Decision Science	1	11	11	3	33
BUS 525	Information Systems	1	14	14	3	42
BUS 531	Group Processes & Leadership	1	8	8	3	24

**Table 1.12 Graduate Degrees Conferred by Campus and Gender  
Spring 2006**

Gender	UVI	St. Thomas	St. Croix
Female	12	7	5
Male	2	2	0
<b>Total</b>	<b>14</b>	<b>9</b>	<b>5</b>