

Education Division Portfolio AY 2005 - 2006

**Division of Education
Fall 2005 – Spring 2006**

Table of Contents

Section One – Undergraduate Enrollment

Student Enrollment	Page
Table 1.1 Enrollment by status, major, gender and campus: Fall 2005	1
Table 1.2 UVI enrollment by campus, status and age: Fall 2005	3
Table 1.3 Enrollment by status, major, gender and campus: Spring 2006	4
Table 1.4 UVI enrollment by campus, status and age: Spring 2006	5
Credit Hour Enrollment	
Table 1.5 Credit hour enrollment St Thomas Campus: Fall 2005	6
Table 1.6 Credit hour enrollment St Croix Campus: Fall 2005	7
Degrees Awarded – Spring 2006	
Table 1.7 Degrees conferred by major and campus	8
Table 1.8 Degrees conferred by honor, gender and campus	9

Section Two – Graduate Enrollment

Student Enrollment

Page

Table 1.9 Enrollment by status, major, gender and campus: Fall 2005

10

Table 1.10 Enrollment by gender, age and campus: Fall 2005

10

Credit Hour Enrollment

Table 1.11 Credit hour enrollment by campus Fall 2005

11

Degrees Awarded

Table 1.12 Degrees conferred by gender and campus: Spring 2006

12

Section One

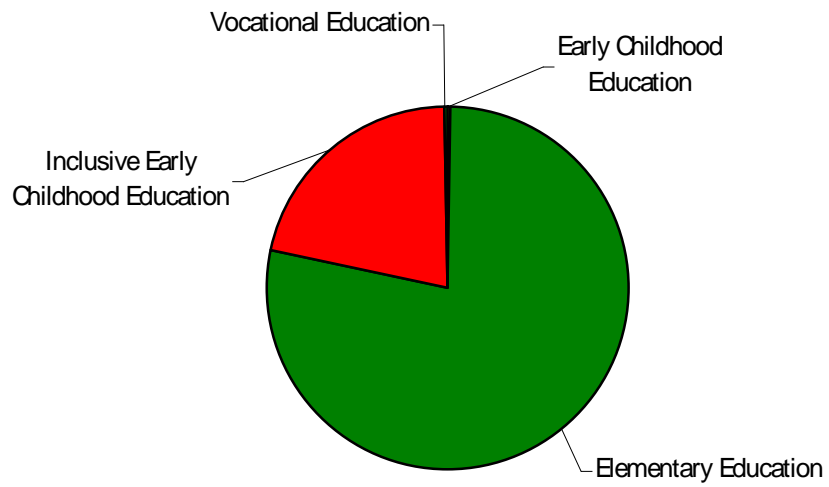
Undergraduate

Enrollment

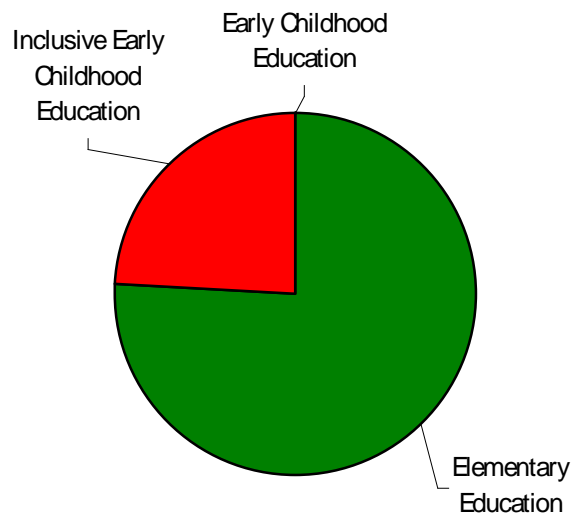
**Table 1.1 Enrollment by Status, Major, Gender and Campus
Fall 2005**

Major	All			Full-time			Part-time		
	Total	Female	Male	Total	Female	Male	Total	Female	Male
UVI									
Early Childhood Education	1	1	0	0	0	0	1	1	0
Elementary Education	203	193	10	93	88	5	110	105	5
Inclusive Early Childhood Education	55	31	24	12	12	0	43	19	24
Vocational Education	1	0	1	0	0	0	0	0	1
All Majors	260	225	35	105	100	5	154	125	30
St. Thomas									
Early Childhood Education	0	0	0	0	0	0	0	0	0
Elementary Education	82	78	4	46	43	3	36	35	1
Inclusive Early Childhood Education	26	26	0	7	7	0	19	19	0
Vocational Education	0	0	0	0	0	0	0	0	0
All Majors	108	104	4	53	50	3	55	54	1
St. Croix									
Early Childhood Education	1	1	0	0	0	0	1	1	0
Elementary Education	121	115	6	47	45	2	74	70	4
Inclusive Early Childhood Education	29	5	24	5	5	0	24	0	24
Vocational Education	1	0	1	0	0	0	0	0	1
All Majors	152	121	31	52	50	2	99	71	29

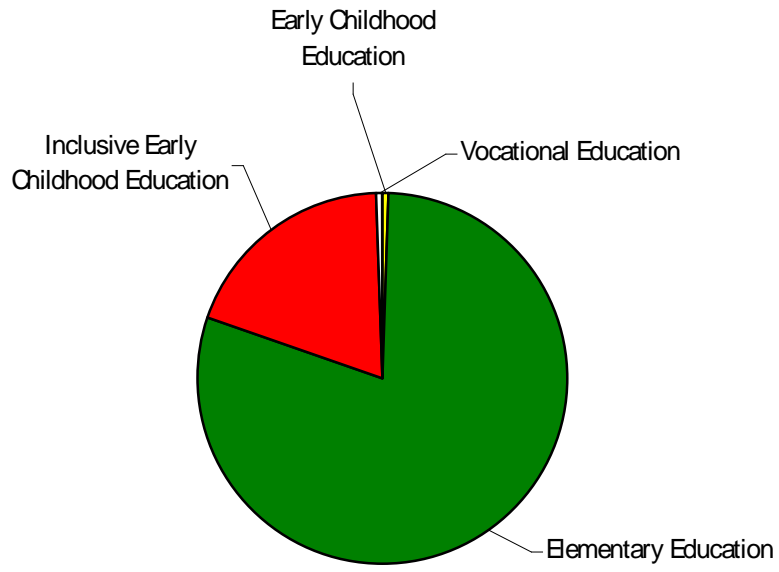
**Enrollment by Major
UVI
Fall 2005**



**Enrollment by Major
St Thomas campus
Fall 2005**



**Enrollment by Major
St Croix campus
Fall 2005**



**Table 1.2 Enrollment by Campus, Age and Status
Fall 2005**

Age	UVI		St. Thomas		St. Croix	
	Count	Percent	Count	Percent	Count	Percent
ALL						
Under 18	4	2%	2	1%	2	2%
18-19	30	12%	13	9%	17	16%
20-21	31	12%	16	11%	15	14%
22-24	31	12%	18	12%	13	12%
25-29	32	12%	22	14%	10	9%
30-34	30	12%	18	12%	12	11%
35-39	29	11%	20	13%	9	8%
40-49	49	19%	28	18%	21	19%
Over 50	23	9%	14	9%	9	8%
Unknown	1	0%	1	1%	0	0%
Total	260	100%	152	100%	108	100%
FULL-TIME						
Under 18	3	3%	1	2%	2	4%
18-19	28	27%	11	21%	17	32%
20-21	19	18%	8	15%	11	21%
22-24	15	14%	11	21%	4	8%
25-29	8	8%	3	6%	5	9%
30-34	10	10%	6	12%	4	8%
35-39	11	10%	6	12%	5	9%
40-49	9	9%	5	10%	4	8%
over 50	2	2%	1	2%	1	2%
Unknown	0	0%	0	0%	0	0%
Total	105	100%	52	100%	53	100%
PART-TIME						
Under 18	1	1%	1	1%	0	0%
18-19	2	1%	2	2%	0	0%
20-21	12	8%	8	8%	4	7%
22-24	16	10%	7	7%	9	16%
25-29	24	15%	19	19%	5	9%
30-34	20	13%	12	12%	8	15%
35-39	18	12%	14	14%	4	7%
40-49	40	26%	23	23%	17	31%
over 50	21	14%	13	13%	8	15%
Unknown	1	1%	1	1%	0	0%
Total	155	100%	100	100%	55	100%

**Table 1.3 Enrollment by Status, Major, Gender and Campus
Spring 2006**

Major	All			Full-time			Part-time		
	Total	Female	Male	Total	Female	Male	Total	Female	Male
UVI									
Early Childhood Education	9	9	0	2	2	0	7	7	0
Elementary Education	204	194	10	83	79	4	121	115	6
Inclusive Early Childhood Education	62	32	30	10	9	1	52	23	29
Vocational Education	1	1	0	0	0	0	1	1	0
All Majors	276	236	40	95	90	5	181	146	35
St. Thomas									
Early Childhood Education	4	4	0	2	2	0	2	2	0
Elementary Education	85	81	4	49	46	3	36	35	1
Inclusive Early Childhood Education	26	26	0	3	3	0	23	23	0
Vocational Education	0	0	0	0	0	0	0	0	0
All Majors	115	111	4	54	51	3	61	60	1
St. Croix									
Early Childhood Education	5	5	0	0	0	0	5	5	0
Elementary Education	119	113	6	34	33	1	85	80	5
Inclusive Early Childhood Education	36	6	30	7	6	1	29	0	29
Vocational Education	1	1	0	0	0	0	1	1	0
All Majors	161	125	36	41	39	2	120	86	34

**Table 1.4 Enrollment by Campus, Age and Status
Spring 2006**

Age	UVI		St. Thomas		St. Croix	
	Count	Percent	Count	Percent	Count	Percent
ALL						
Under 18	0	0%	0	0%	0	0%
18-19	23	8%	14	12%	9	6%
20-21	25	9%	15	13%	10	6%
22-24	39	14%	16	14%	23	14%
25-29	38	14%	15	13%	23	14%
30-34	29	11%	9	8%	20	12%
35-39	33	12%	11	10%	22	14%
40-49	55	20%	26	23%	29	18%
Over 50	34	12%	9	8%	25	16%
Unknown	0	0%	0	0%	0	0%
Total	276	100%	115	100%	161	100%
FULL-TIME						
Under 18	0	0%	0	0%	0	0%
18-19	22	23%	14	26%	8	20%
20-21	18	19%	12	22%	6	15%
22-24	21	22%	9	17%	12	29%
25-29	9	9%	7	13%	2	5%
30-34	7	7%	4	7%	3	7%
35-39	9	9%	5	9%	4	10%
40-49	6	6%	3	6%	3	7%
over 50	3	3%	0	0%	3	7%
Unknown	0	0%	0	0%	0	0%
Total	95	100%	54	100%	41	100%
PART-TIME						
Under 18	0	0%	0	0%	0	0%
18-19	1	1%	0	0%	1	1%
20-21	7	4%	3	5%	4	3%
22-24	18	10%	7	11%	11	9%
25-29	29	16%	8	13%	21	18%
30-34	22	12%	5	8%	17	14%
35-39	24	13%	6	10%	18	15%
40-49	49	27%	23	38%	26	22%
over 50	31	17%	9	15%	22	18%
Unknown	0	0%	0	0%	0	0%
Total	181	100%	61	100%	120	100%

**Table 1.5 St. Thomas Campus
by Undergraduate Course, Section, Enrollment and Credit Hours
Fall 2005**

Course	Class Description	Number of Sections	Total Enrollment	Average Enrollment	Credits per Course	Total Credit Hours
EDU 219	Promoting Language and Literacy	1	15	15	3	45
EDU 221	Foundations of Education	1	10	10	3	30
EDU 230	Educational Psychology	1	13	13	3	39
EDU 250	Curriculum Development and Instruction	1	16	16	3	48
EDU 257	Mathematics & The Elementary Teacher	1	5	5	5	25
EDU 302	Introduction to Special Education	1	16	16	3	48
EDU 350	Instructional Design and Technology	1	10	10	2	20
EDU 351	Classroom Management	1	7	7	2	14
EDU 354	Teaching the Language Arts II	1	5	5	4	20
EDU 452	Student Teaching in the Elementary School	1	2	2	9	18
EDU 469	Student Teaching in the Secondary School	1	1	1	6	6
EDU 470	Internship for Practicing Teachers	1	1	1	6	6
EDU 497	Seminar in Secondary Teaching	1	1	1	2	2
PE 111	Freshman Physical Education and Health	2	10	5	0.5	5
PED 111	Freshman Physical Education and Health	6	71	12	0.5	35.5
PED 113	Cardiopulmonary Resuscitation	2	25	13	0.5	12.5
PED 211	Sophomore Physical Education and Health	3	65	22	0.5	32.5
PLS 200	Self-Management: Wellness	3	54	18	2	108
ALL		29	327	11	55	515

**Table 1.6 St. Croix Campus
by Undergraduate Course, Section, Enrollment and Credit Hours
Fall 2005**

Course	Class Description	Number of Sections	Total Enrollment	Average Enrollment	Credits per Course	Total Credit Hours
EDU 108	Patterns Child Development	1	15	15	3	45
EDU 109	Development Environments For Infants	1	11	11	3	33
EDU 215	Guiding Children's Early Behavior	1	14	14	3	42
EDU 216	Inclusive Early Childhood Curricula	1	4	4	3	12
EDU 218	Practice Design Early Childhood	1	11	11	3	33
EDU 220	Seminar in Supervised Field Experience	1	11	11	3	33
EDU 221	Foundations of Education	1	14	14	3	42
EDU 230	Educational Psychology	1	13	13	3	39
EDU 250	Curriculum Development and Instruction	1	14	14	3	42
EDU 257	Mathematics and the Elementary Teacher	1	12	12	5	60
EDU 302	Introduction to Special Education	1	14	14	3	42
EDU 350	Instructional Design and Technology	1	15	15	2	30
EDU 351	Classroom Management	1	1	1	2	2
EDU 354	Teaching the Language Arts II	1	14	14	4	56
EDU 360	Science and the Elementary Teacher	1	11	11	5	55
EDU 404	Administration & Supervision of IECE	1	1	1	3	3
EDU 450	Measure and Evaluation In Education					
EDU 452	Student Teaching in Elementary School	1	6	6	9	54
EDU 470	Internship for Practicing Teachers	1	2	2	2	4
PED 111	Freshman Physical Education & Health	6	69	12	0.5	34.5
PED 113	Cardiopulmonary Resuscitation	1	7	7	0.5	3.5
PLS 200	Self Management: Wellness and Risk	2	26	13	2	52
ALL		27	285	11	65	717

**Table 1.7 Degrees Conferred by Major and Campus
Spring 2006**

	Associates	Bachelors	All Degrees
UVI			
Early Childhood Education	7	•	7
Education	•	18	18
Total	7	18	25
St Thomas			
Early Childhood Education	2	•	2
Education	•	6	6
Total	2	6	8
St Croix			
Early Childhood Education	5	•	5
Education	•	12	12
Total	6	12	17

• Degree not offered

**Table 1.8 Degrees Conferred by Gender, Honor and Campus
Spring 2006**

	Female	Male	Total
UVI			
Cum Laude	1	0	1
Magna Cum Laude	0	0	0
Summa Cum Laude	0	0	0
Total	1	0	1
St. Thomas			
Cum Laude	0	0	0
Magna Cum Laude	0	0	0
Summa Cum Laude	0	0	0
Total	0	0	0
St. Croix			
Cum Laude	1	0	1
Magna Cum Laude	0	0	0
Summa Cum Laude	0	0	0
Total	1	0	1

Section Two

Graduate

Enrollment

**Table 1.9 Graduate Enrollment by Status, Major, Gender and Campus
Fall 2005**

Major	All			Full-time			Part-time		
	Total	Female	Male	Total	Female	Male	Total	Female	Male
UVI									
Master of Arts In Education	131	108	23	22	11	11	109	97	12
Education Specialist School Psychology	16	15	1	0	0	0	16	15	1
Total	147	123	24	22	11	11	125	112	13
St. Thomas									
Master of Arts In Education	64	57	7	12	10	2	52	47	5
Education Specialist School Psychology	10	10	0	0	0	0	10	10	0
Total	74	67	7	12	10	2	62	57	5
St. Croix									
Master of Arts In Education	67	51	16	10	1	9	57	50	7
Education Specialist School Psychology	6	5	1	0	0	0	6	5	1
Total	73	55	17	9	0	9	63	55	8

**Table 1.10 Graduate Enrollment by Campus, Age and Gender
Fall 2005**

Age Group	UVI			St. Thomas			St. Croix		
	Total	Female	Male	Total	Female	Male	Total	Female	Male
Under 22	0	0	0	0	0	0	0	0	0
22-24	8	8	0	6	6	0	2	2	0
25-29	31	27	4	20	17	3	11	10	1
30-34	23	21	2	8	8	0	15	13	2
35-39	29	26	3	11	9	2	18	17	1
40-49	40	34	6	19	17	2	21	17	4
Over 50	16	15	1	10	10	0	6	5	1
Total	147	131	16	74	67	7	73	64	9

**Table 1.11 Graduate Courses
by Course, Section, Enrollment and Credit Hours
Fall 2005**

Course	Class Description	St. Thomas				
		Number of Sections	Total Enrollment	Average Enrollment	Credits per Course	Total Credit Hours
EDU 500	Basic Research Techniques	1	11	11	3	33
EDU 506	Foundations of Guidance	1	20	20	3	60
EDU 519	Supervision of Reading Instruction	1	10	10	3	30
EDU 520	Character of Exceptional Children	1	18	18	3	54
EDU 530	Independent Study	1	9	9	3	27
EDU 542	Theories, Strategies and Teaching of Counseling	1	13	13	3	39
EDU 546	Practicum in Counseling	1	4	4	3	12
EDU 551	Curriculum Development	1	20	20	3	60
EDU 557	Internship/Seminar Special Education	1	3	3	3	9
EDU 561	Introduction to Computers in Education	1	16	16	3	48
EDU 563	Computer Application in Schools	1	4	4	3	12
EDU 600	Thesis	1	13	13	1	13
EDU 612A	Advanced Seminar School Psychology I	1	8	8	3	24
EDU 614	Internship in School Psychology I	1	8	8	1	8
		St. Croix				
EDU 500	Basic Research Techniques	1	13	13	3	39
EDU 501	Tests and Measurements	1	11	11	3	33
EDU 505	American Education with Reference to VI	1	15	15	3	45
EDU 506	Foundations of Guidance	1	20	20	3	60
EDU 530	Independent Study	1	10	10	3	30
EDU 542	Theories, Strategies and Teaching of Counseling	1	12	12	3	36
EDU 547	Fundamentals of School Administration	1	12	12	3	36
EDU 549	Supervision of Instruction and Staff Development	1	5	5	3	15
EDU 550	Seminar-Issues in Education Administration	1	10	10	3	30
EDU 551	Curriculum Development	1	10	10	3	30
EDU 561	Introduction to Computers in Education	1	5	5	3	15
EDU 563	Computer Application in Schools	1	3	3	3	9
EDU 565	Practicum in Education Techniques	1	3	3	3	9
EDU 600	Thesis	1	8	8	1	8
EDU 612A	Advanced Seminar School Psychology I	1	9	9	3	27

**Table 1.12 Graduate Degrees Conferred by Gender and Campus
Spring 2006**

Gender	UVI	St. Thomas	St. Croix
Female	18	21	39
Male	1	4	5
Total	19	25	44