

**Nursing Division
Portfolio
AY 2005 - 2006**

Division of Nursing Fall 2005 – Spring 2006

Table of Contents

Undergraduate Enrollment

Student Enrollment

Page

Table 1.1 Enrollment by status, major, gender and campus: fall 2005	1
Table 1.2 UVI enrollment by campus, status and age: fall 2005	3
Table 1.3 Enrollment by status, major, gender and campus: spring 2006	4
Table 1.4 UVI enrollment by campus, status and age: spring 2006	5

Credit Hour Enrollment

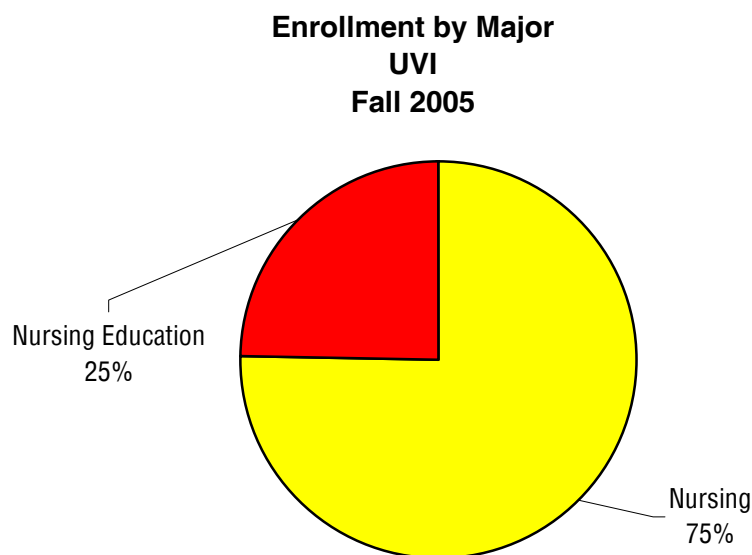
Table 1.5 Credit hour enrollment St Thomas Campus: fall 2005	6
Table 1.6 Credit hour enrollment St Croix Campus: fall 2005	6

Degrees Awarded – Spring 2006

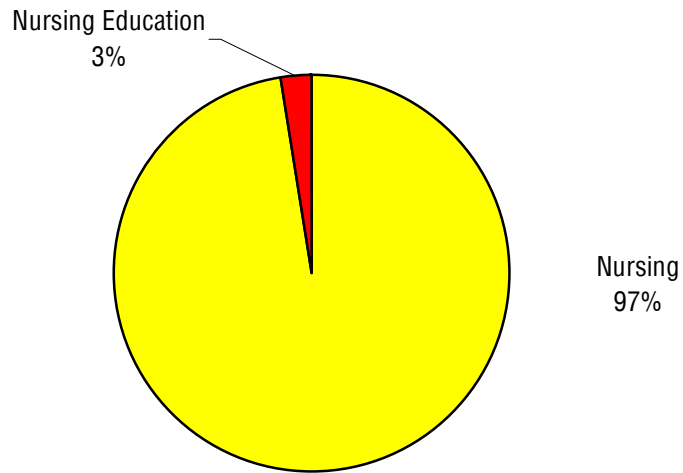
Table 1.7 Degrees conferred by major and campus	7
Table 1.8 Degrees conferred by honor, gender and campus	7

**Table 1.1 Enrollment by Status, Major, Gender and Campus
Fall 2005**

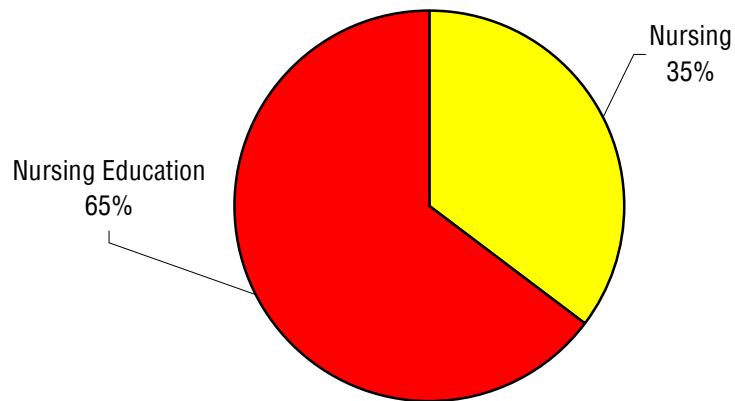
Major	All			Full-time			Part-time		
	Total	Female	Male	Total	Female	Male	Total	Female	Male
UVI									
Nursing	138	137	1	109	108	1	29	29	0
Nursing Education	45	43	2	23	22	1	22	21	1
All Majors	183	180	3	132	130	2	51	50	1
St. Thomas									
Nursing	115	114	1	97	96	1	18	18	0
Nursing Education	3	3	0	3	3	0	0	0	0
All Majors	118	117	1	100	99	1	18	18	0
St. Croix									
Nursing	23	23	0	12	12	0	11	11	0
Nursing Education	42	40	2	20	19	1	22	21	1
All Majors	65	63	2	32	31	1	33	32	1



**Enrollment by Major
St Thomas Campus
Fall 2005**



**Enrollment by Major
St Croix Campus
Fall 2005**



**Table 1.2 Undergraduate Enrollment by Campus, Age and Status
Fall 2005**

Age	UVI		St. Thomas		St. Croix	
	Count	Percent	Count	Percent	Count	Percent
ALL						
Under 18	11	6%	9	8%	2	3%
18-19	45	25%	30	25%	15	23%
20-21	38	21%	30	25%	8	12%
22-24	33	18%	22	19%	11	17%
25-29	27	15%	13	11%	14	22%
30-34	11	6%	4	3%	7	11%
35-39	13	7%	6	5%	7	11%
40-49	3	2%	3	3%	0	0%
Over 50	1	1%	0	0%	1	2%
Unknown	1	1%	1	1%	0	0%
Total	183	100%	118	100%	65	100%
FULL-TIME						
Under 18	11	8%	9	9%	2	6%
18-19	41	31%	30	30%	11	34%
20-21	30	23%	25	25%	5	16%
22-24	24	18%	20	20%	4	13%
25-29	13	10%	6	6%	7	22%
30-34	5	4%	3	3%	2	6%
35-39	4	3%	4	4%	0	0%
40-49	2	2%	2	2%	0	0%
over 50	1	1%	0	0%	1	3%
Unknown	1	1%	1	1%	0	0%
Total	132	100%	100	100%	32	100%
PART-TIME						
Under 18	0	0%	0	0%	0	0%
18-19	4	8%	0	0%	4	12%
20-21	8	16%	5	28%	3	9%
22-24	9	18%	2	11%	7	21%
25-29	14	27%	7	39%	7	21%
30-34	6	12%	1	6%	5	15%
35-39	9	18%	2	11%	7	21%
40-49	1	2%	1	6%	0	0%
over 50	0	0%	0	0%	0	0%
Unknown	0	0%	0	0%	0	0%
Total	51	100%	18	100%	33	100%

**Table 1.3 Enrollment by Status, Major, Gender and Campus
Spring 2006**

Major	All			Full-time			Part-time		
	Total	Female	Male	Total	Female	Male	Total	Female	Male
UVI									
Nursing	144	143	1	84	84	0	60	59	1
Nursing Education	48	47	1	18	18	0	30	29	1
All Majors	192	190	2	102	102	0	90	88	2
St. Thomas									
Nursing	118	117	1	79	79	0	39	38	1
Nursing Education	12	12	0	4	4	0	8	8	0
All Majors	130	129	1	83	83	0	47	46	1
St. Croix									
Nursing	26	26	0	5	5	0	21	21	0
Nursing Education	36	35	1	14	14	0	22	21	1
All Majors	62	61	1	19	19	0	43	42	1

**Table 1.4 Undergraduate Enrollment by Campus, Age and Status
Spring 2006**

Age	UVI		St. Thomas		St. Croix	
	Count	Percent	Count	Percent	Count	Percent
ALL						
Under 18	8	4%	0	0%	8	13%
18-19	39	20%	30	23%	9	15%
20-21	46	24%	39	30%	7	11%
22-24	36	19%	24	18%	12	19%
25-29	33	17%	21	16%	12	19%
30-34	14	7%	7	5%	7	11%
35-39	9	5%	4	3%	5	8%
40-49	7	4%	5	4%	2	3%
Over 50	0	0%	0	0%	0	0%
Unknown	0	0%	0	0%	0	0%
Total	192	100%	130	100%	62	100%
FULL-TIME						
Under 18	8	8%	0	0%	8	42%
18-19	31	30%	25	30%	6	32%
20-21	29	28%	28	34%	1	5%
22-24	20	20%	16	19%	4	21%
25-29	7	7%	7	8%	0	0%
30-34	4	4%	4	5%	0	0%
35-39	1	1%	1	1%	0	0%
40-49	2	2%	2	2%	0	0%
over 50	0	0%	0	0%	0	0%
Unknown	0	0%	0	0%	0	0%
Total	102	100%	83	100%	19	100%
PART-TIME						
Under 18	0	0%	0	0%	0	0%
18-19	8	9%	5	11%	3	7%
20-21	17	19%	11	23%	6	14%
22-24	16	18%	8	17%	8	19%
25-29	26	29%	14	30%	12	28%
30-34	10	11%	3	6%	7	16%
35-39	8	9%	3	6%	5	12%
40-49	5	6%	3	6%	2	5%
over 50	0	0%	0	0%	0	0%
Unknown	0	0%	0	0%	0	0%
Total	90	100%	47	100%	43	100%

**Table 1.5 St. Thomas Campus
by Undergraduate Course, Section, Enrollment and Credit Hours
Fall 2005**

Course	Class Description	Number of Sections	Total Enrollment	Average Enrollment	Credits per Course	Total Credit Hours
FDS	Freshman Development Seminar	7	180	26	1	180
NUR 207	Human Nutrition	1	12	12	2	24
NUR 208	Fundamentals of Nursing	2	11	6	6	66
NUR 209	Health Assessment	2	12	6	2	24
NUR 308	Nursing Roles in Adult Care I	3	21	7	5	105
NUR 309	Nursing Role in Pediatric Care I	2	20	10	5	100
NUR 417	Nursing Role in Adult Care III	2	12	6	6	72
NUR 418	Nursing Role in Community Health	2	13	7	6	78
ALL		14	101	7	33	469

**Table 1.6 St. Croix Campus
by Undergraduate Course, Section, Enrollment and Credit Hours
Fall 2005**

Course	Class Description	Number of Sections	Total Enrollment	Average Enrollment	Credits per Course	Total Credit Hours
FDS 100	Freshmen development Seminar	5	124	25	1	124
NUR 100	Medical Technology	1	17	17	1	17
NUR 131	Nursing Skill Acquisition	2	15	8	3	45
NUR 132	Introduction to the Nurse-Client System	1	19	19	4	76
NUR 242	Natural Sciences: Adult II	1	5	5	6	30
NUR 243	Natural Sciences: Childbearing Family	1	5	5	4	20
ALL		5	44	9	19	171

**Table 1.7 Degrees Conferred by Campus and Major
Spring 2006**

	Associates	Bachelors	All Degrees
UVI			
Nursing	•	14	14
Nursing Education	3	•	3
Total	3	14	17
St Thomas			
Nursing	•	14	14
Nursing Education	•	•	0
Total	•	14	14
St Croix			
Nursing	•	•	0
Nursing Education	3	•	3
Total	3	•	3

• Degree not offered

**Table 1.8 Degrees Conferred by Gender, Honor and Campus
Spring 2006**

	Female	Male	Total
UVI			
Cum Laude	1	0	1
Magna Cum Laude	0	0	0
Summa Cum Laude	0	0	0
Total	1	0	1
St. Thomas			
Cum Laude	1	0	1
Magna Cum Laude	0	0	0
Summa Cum Laude	0	0	0
Total	1	0	1
St. Croix			
Cum Laude	0	0	0
Magna Cum Laude	0	0	0
Summa Cum Laude	0	0	0
Total	0	0	0