

**Business
Administration
Division Portfolio
AY 2006 - 2007**

**Division of Business Administration
Fall 2006 – Spring 2007**

Table of Contents

Section One – Undergraduate Enrollment

Student Enrollment	Page
Table 1.1 Enrollment by status, major, gender and campus: fall 2006	1
Table 1.2 UVI enrollment by campus, status and age: fall 2006	3
Table 1.3 Enrollment by status, major, gender and campus: spring 2007	4
Table 1.4 UVI enrollment by campus, status and age: spring 2007	5
 Credit Hour Enrollment	
Table 1.5 Credit hour enrollment St Thomas Campus: fall 2006	6
Table 1.6 Credit hour enrollment St Croix Campus: fall 2006	7
 Degrees Awarded – Spring 2007	
Table 1.7 Degrees conferred by major and campus	8
Table 1.8 Degrees conferred by honor, gender and campus	9

Section Two – Graduate Enrollment

Student Enrollment

Page

Table 1.9 Enrollment by status, major, gender and campus: fall 2006 13

Table 1.10 Enrollment by gender, age and campus: fall 2006 13

Credit Hour Enrollment

Table 1.11 Credit hour enrollment by campus fall 2006 14

Degrees Awarded

Table 1.12 Degrees conferred by gender and campus: Spring 2007 14

Section One

Undergraduate

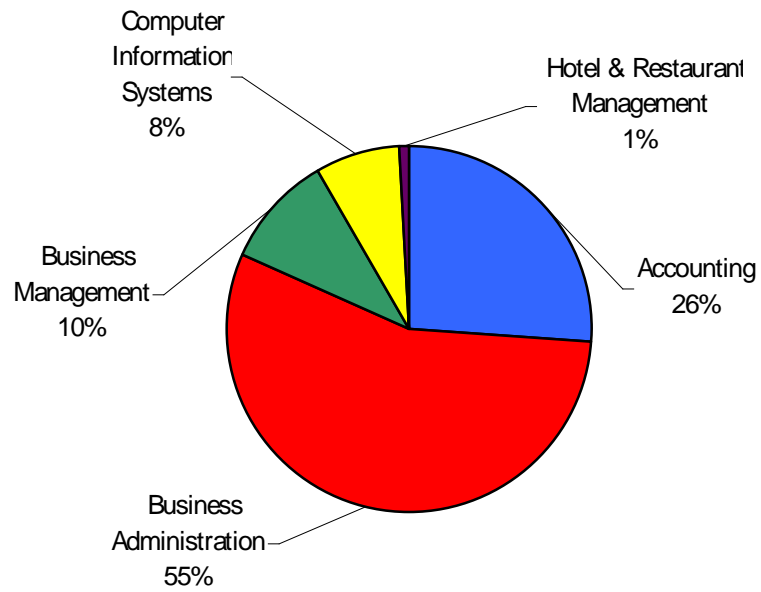
Enrollment

**Table 1.1 Enrollment by Status, Major, Gender and Campus
Fall 2006**

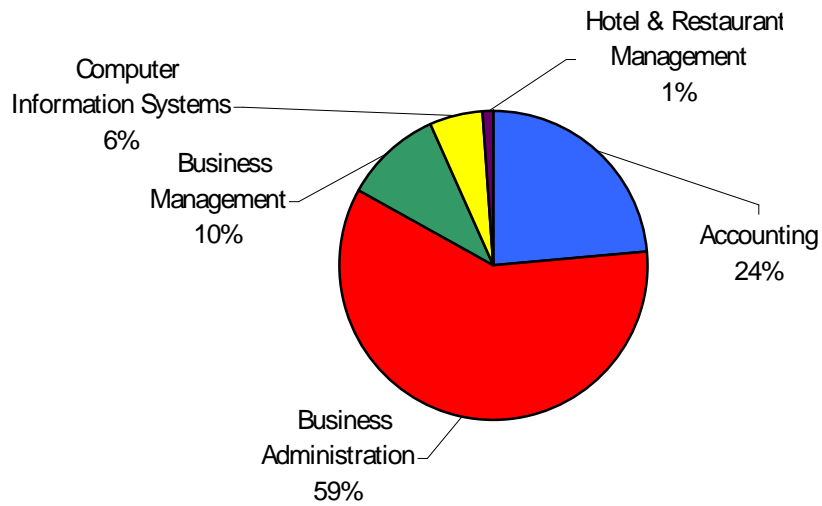
Major*	All			Full-time			Part-time		
	Total	Female	Male	Total	Female	Male	Total	Female	Male
UVI									
Accounting	176	147	29	119	101	18	57	46	11
Business Administration	375	273	102	238	162	76	137	111	26
Business Management	67	48	19	27	15	12	40	33	7
Computer Information Systems	51	33	18	26	16	10	25	17	8
Hotel & Restaurant Management	6	5	1	4	3	1	2	2	0
All Majors	675	506	169	414	297	117	261	209	52
St. Thomas									
Accounting	98	80	18	70	57	13	28	23	5
Business Administration	248	174	74	172	112	60	76	62	14
Business Management	42	31	11	15	8	7	27	23	4
Computer Information Systems	23	17	6	11	8	3	12	9	3
Hotel & Restaurant Management	5	4	1	3	2	1	2	2	0
All Majors	416	306	110	271	187	84	145	119	26
St. Croix									
Accounting	78	67	11	49	44	5	29	23	6
Business Administration	127	99	28	66	50	16	61	49	12
Business Management	25	17	8	12	7	5	13	10	3
Computer Information Systems	28	16	12	15	8	7	13	8	5
Hotel & Restaurant Management	1	1	0	1	1	0	0	0	0
All Majors	259	200	59	143	110	33	116	90	26

*Factbook table 1.3 for the same year shows a total of 677 students. Two students were coded with a major no longer offered and therefore were removed from this count.

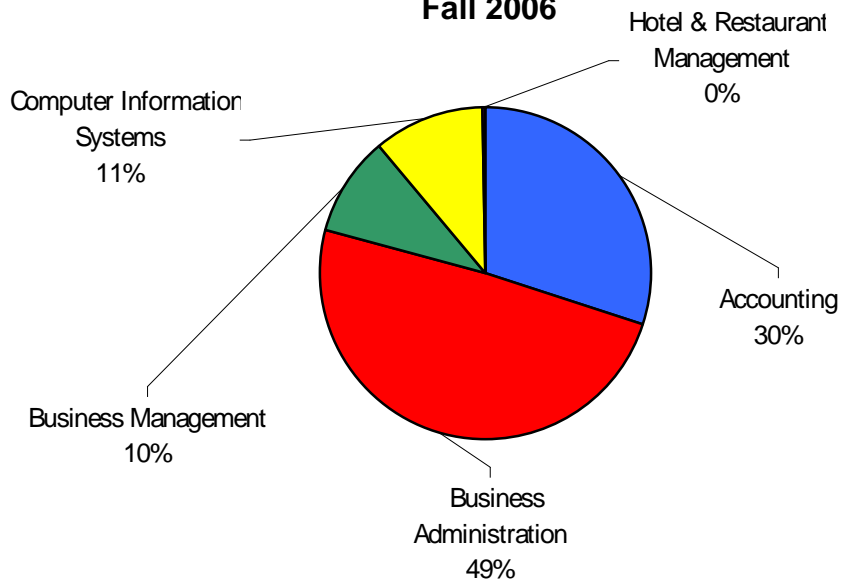
**Enrollment By Major
UVI
Fall 2006**



**Enrollment by Major
St Thomas Campus
Fall 2006**



**Enrollment By Major
St Croix Campus
Fall 2006**



**Table 1.2 Enrollment by Campus, Age and Status
Fall 2006**

Age	UVI		St. Thomas		St. Croix	
	Count	Percent	Count	Percent	Count	Percent
ALL						
Under 18	22	3%	15	4%	7	3%
18-19	133	20%	76	18%	57	22%
20-21	122	18%	82	20%	40	15%
22-24	131	19%	87	21%	44	17%
25-29	101	15%	65	16%	36	14%
30-34	49	7%	22	5%	27	10%
35-39	49	7%	26	6%	23	9%
40-49	42	6%	28	7%	14	5%
Over 50	26	4%	15	4%	11	4%
Unknown	0	0%	0	0%	0	0%
Total	675	100%	416	100%	259	100%
FULL-TIME						
Under 18	22	5%	15	6%	7	5%
18-19	127	31%	71	26%	56	39%
20-21	99	24%	69	25%	30	21%
22-24	79	19%	56	21%	23	16%
25-29	45	11%	35	13%	10	7%
30-34	17	4%	9	3%	8	6%
35-39	12	3%	7	3%	5	3%
40-49	10	2%	7	3%	3	2%
over 50	3	1%	2	1%	1	1%
Unknown	0	0%	0	0%	0	0%
Total	414	100%	271	100%	143	100%
PART-TIME						
Under 18	0	0%	0	0%	0	0%
18-19	6	2%	5	3%	1	1%
20-21	23	9%	13	9%	10	9%
22-24	52	20%	31	21%	21	18%
25-29	56	21%	30	21%	26	22%
30-34	32	12%	13	9%	19	16%
35-39	37	14%	19	13%	18	16%
40-49	32	12%	21	14%	11	9%
over 50	23	9%	13	9%	10	9%
Unknown	0	0%	0	0%	0	0%
Total	261	100%	145	100%	116	100%

**Table 1.3 Enrollment by Status, Major, Gender and Campus
Spring 2007**

Major	All			Full-time			Part-time		
	Total	Female	Male	Total	Female	Male	Total	Female	Male
UVI									
Accounting	185	156	29	117	101	16	68	55	13
Business Administration	362	267	95	222	151	71	140	116	24
Business Management	67	48	19	27	15	12	40	33	7
Computer Information Systems	44	28	16	21	10	11	23	18	5
Hotel/Restaurant Management	6	5	1	5	4	1	1	1	0
Unclassified	1	1	0	0	0	0	1	1	0
All Majors	665	505	160	392	281	111	273	224	49
St. Thomas									
Accounting	103	84	19	67	55	12	36	29	7
Business Administration	236	168	68	157	102	55	79	66	13
Business Management	41	29	12	15	9	6	26	20	6
Computer Information Systems	17	12	5	9	5	4	8	7	1
Hotel/Restaurant Management	5	4	1	4	3	1	1	1	0
Unclassified	1	1	0	0	0	0	1	1	0
All Majors	403	298	105	252	174	78	151	124	27
St. Croix									
Accounting	82	72	10	50	46	4	32	26	6
Business Administration	126	99	27	65	49	16	61	50	11
Business Management	26	19	7	12	6	6	14	13	1
Computer Information Systems	27	16	11	12	5	7	15	11	4
Hotel/Restaurant Management	1	1	0	1	1	0	0	0	0
Unclassified	0	0	0	0	0	0	0	0	0
All Majors	262	207	55	140	107	33	122	100	22

**Table 1.4 Enrollment by Campus, Age and Status
Spring 2007**

Age	UVI		St. Thomas		St. Croix	
	Count	Percent	Count	Percent	Count	Percent
ALL						
Under 18	3	0%	1	0%	2	1%
18-19	94	14%	52	13%	42	16%
20-21	133	20%	80	20%	53	20%
22-24	145	22%	94	23%	51	19%
25-29	108	16%	77	19%	31	12%
30-34	48	7%	22	5%	26	10%
35-39	52	8%	27	7%	25	10%
40-49	56	8%	36	9%	20	8%
Over 50	26	4%	14	3%	12	5%
Unknown	0	0%	0	0%	0	0%
Total	665	100%	403	100%	262	100%
FULL-TIME						
Under 18	2	1%	1	0%	1	1%
18-19	83	21%	46	18%	37	26%
20-21	110	28%	68	27%	42	30%
22-24	102	26%	70	28%	32	23%
25-29	48	12%	40	16%	8	6%
30-34	14	4%	7	3%	7	5%
35-39	19	5%	12	5%	7	5%
40-49	9	2%	5	2%	4	3%
over 50	5	1%	3	1%	2	1%
Unknown	0	0%	0	0%	0	0%
Total	392	100%	252	100%	140	100%
PART-TIME						
Under 18	1	0%	0	0%	1	1%
18-19	11	4%	6	4%	5	4%
20-21	23	8%	12	8%	11	9%
22-24	43	16%	24	16%	19	16%
25-29	60	22%	37	25%	23	19%
30-34	34	12%	15	10%	19	16%
35-39	33	12%	15	10%	18	15%
40-49	47	17%	31	21%	16	13%
over 50	21	8%	11	7%	10	8%
Unknown	0	0%	0	0%	0	0%
Total	273	100%	151	100%	122	100%

**Table 1.5 St. Thomas Campus
by Undergraduate Course, Section, Enrollment and Credit Hours
Fall 2006**

Course	Class Description	Number of Sections	Total Enrollment	Average Enrollment	Credits per Course	Total Credit Hours
ACC 121	Introduction to Accounting I	2	43	25	3	129
ACC 122	Introduction to Accounting II	1	32	32	3	96
ACC 221	Intermediate Accounting	1	24	24	3	72
ACC 230	Government Accounting	1	18	18	3	54
ACC 440	Cost Accounting I	1	34	34	3	102
ACC 442	Advanced Accounting	1	13	13	3	39
BUS 112	Introduction to Business	2	44	22	3	132
BUS 213	Small Business Management	1	26	26	3	78
BUS 224	Business Communication	1	36	36	3	108
BUS 231	Principles of Marketing	2	32	16	3	96
BUS 234	Advertising & Promotion Strategy	1	23	23	3	69
BUS 241	Principles of Management	1	30	30	3	90
BUS 242	Personnel Management	1	23	23	3	69
BUS 251	Business Law	1	33	33	3	99
BUS 321	Fundamentals of Finance	2	37	19	3	111
BUS 324	Financial Markets & Institutions	1	6	6	3	18
BUS 325	Statistics for Management Decisions	1	21	21	3	63
BUS 330	Production/Operation Management	1	32	32	3	96
BUS 336	Labor Management Relations	1	15	15	3	45
BUS 426	Marketing Research	1	10	10	3	30
BUS 434	Public Policy Toward Business	1	15	15	3	45
BUS 436	Business Strategy	1	23	23	3	69
BUS 474	Professional Development Seminar	1	21	21	1	21
BUS 475	Undergraduate Internship in Business	1	18	18	2	36

Continued →

**Table 1.5 St. Thomas Campus
by Undergraduate Course, Section, Enrollment and Credit Hours
Fall 2006**

Course	Class Description	Number of Sections	Total Enrollment	Average Enrollment	Credits per Course	Total Credit Hours
CIS 101	Business Software Applications	2	35	18	3	105
CIS 210	Micro Computer Business Software	1	23	23	3	69
CIS 270	Computer Systems Development	1	9	9	3	27
CIS 300	Program Design & Evaluation	1	13	13	3	39
CIS 310	Advance Databases & Spreadsheets	1	17	17	3	51
ALL		34	706	21	84	2058

**Table 1.6 St. Croix Campus
by Undergraduate Course, Section, Enrollment and Credit Hours
Fall 2006**

Course	Class Description	Number of Sections	Total Enrollment	Average Enrollment	Credits per Course	Total Credit Hours
ACC 121	Introduction to Accounting I	2	36	18	3	108
ACC 122	Introduction to Accounting II	2	17	9	3	51
ACC 221	Intermediate Accounting I	1	9	9	3	27
ACC 230	Government Accounting	1	10	10	3	30
ACC 440	Cost Accounting I	1	18	18	3	54
ACC 442	Auditing	1	19	19	3	57
BUS 112	Introduction to Business	2	41	21	3	123
BUS 213	Small Business Management	1	18	18	3	54
BUS 224	Business Communication	1	12	12	3	36
BUS 231	Principles of Marketing	1	16	16	3	48
BUS 234	Advertising & Prom Strategy	1	3	3	3	9
BUS 241	Principles of Management	1	22	22	3	66
BUS 242	Personnel Management	1	18	18	3	54
BUS 251	Business Law	1	23	23	3	69
BUS 321	Fundamentals of Finance	1	17	17	3	51
BUS 325	Statistics for Management Decisions	1	7	7	3	21
BUS 330	Production/Operations Management	1	13	13	3	39
BUS 336	Labor Management Relations	1	13	13	3	39

**Table 1.6 St. Croix Campus
by Undergraduate Course, Section, Enrollment and Credit Hours
Fall 2006**

Course	Class Description	Number of Sections	Total Enrollment	Average Enrollment	Credits per Course	Total Credit Hours
BUS 426	Marketing Research	1	6	6	3	18
BUS 434	Public Policy Toward Business	1	10	10	3	30
BUS 436	Business Strategy	1	8	8	3	24
BUS 474	Professional Development Seminar	1	23	23	1	23
BUS 475	Internship in Business	1	15	15	2	30
CIS 021	Computer Skills	1	9	9	2	18
CIS 101	Business Software Applications	2	35	18	3	105
CIS 121	Data Management Concepts	1	2	2	3	6
CIS 210	Business Information Systems	2	8	4	3	24
CIS 300	Process Design & Evaluation	1	7	7	3	21
CIS 310	Advanced Databases & Spreadsheets	1	6	6	3	18
ALL		34	441	13	83	1253

**Table 1.7 Degrees Conferred by Major and Campus
Spring 2007**

	Associates	Bachelors	All Degrees
UVI			
Accounting	5	32	37
Business Administration	•	58	58
Business Management	31	•	31
Computer Information Systems	8	•	8
Hotel/Restaurant Management	1	•	1
Total	45	90	135
St Thomas			
Accounting	5	21	26
Business Administration	0	36	36
Business Management	21	•	21
Computer Information Systems	5	•	5
Hotel/Restaurant Management	1	•	1
Total	32	57	89
St Croix			
Accounting	0	11	11
Business Administration	•	22	22
Business Management	10	•	10
Computer Information System	3	•	3
Hotel/Restaurant Management	0	•	0
Total	13	33	46

• Degree not offered

**Table 1.8 Degrees Conferred by Gender, Honors and Campus
Spring 2007**

	Female	Male	Total
UVI			
Cum Laude	14	3	17
Magna Cum Laude	4	0	4
Summa Cum Laude	5	1	6
Total	23	4	27
St. Thomas			
Cum Laude	6	3	9
Magna Cum Laude	3	0	3
Summa Cum Laude	5	1	6
Total	14	4	18
St. Croix			
Cum Laude	8	0	8
Magna Cum Laude	1	0	1
Summa Cum Laude	0	0	0
Total	9	0	9

Section Two
Graduate
Enrollment

**Table 1.9 Graduate Enrollment by Status, Major, Gender and Campus
Fall 2006**

Major	All			Full-time			Part-time		
	Total	Female	Male	Total	Female	Male	Total	Female	Male
UVI									
Business Administration	22	17	5	2	1	1	20	16	4
Non Degree Seeking	2	2	0	1	1	0	1	1	0
Total	24	19	5	3	2	1	21	17	4
St. Thomas									
Business Administration	17	13	4	2	1	1	15	12	3
Non Degree Seeking	1	1	0	1	1	0	0	0	0
Total	18	14	4	3	2	1	15	12	3
St. Croix									
Business Administration	5	4	1	0	0	0	5	4	1
Non Degree Seeking	1	1	0	0	0	0	1	1	0
Total	6	5	1	0	0	0	6	5	1

**Table 1.10 Graduate Enrollment by Campus, Age and Gender
Fall 2006**

Age Group	UVI			St. Thomas			St. Croix		
	Total	Female	Male	Total	Female	Male	Total	Female	Male
Under 22	0	0	0	0	0	0	0	0	0
22-24	3	2	1	2	2	0	1	0	1
25-29	8	6	2	6	4	2	2	2	0
30-34	6	5	1	4	3	1	2	2	0
35-39	6	5	1	5	4	1	1	1	0
40-49	0	0	0	0	0	0	0	0	0
Over 50	1	1	0	1	1	0	0	0	0
Total	24	19	5	18	14	4	6	5	1

**Table 1.11 Graduate Courses
by Campus, Course, Section, Enrollment and Credit Hours
Fall 2006**

Course	Class Description	St. Thomas				
		Number of Sections	Total Enrollment	Average Enrollment	Credits per Course	Total Credit Hours
BUS 520	Administration Theories and Practices	2	10	5	3	30
BUS 523	Accounting for Planning and Control	1	23	23	3	69
BUS 528	Small Business Ownership	1	7	7	3	21
BUS 534	International Business	1	15	15	3	45
		St. Croix				
BUS 520	Administration Theories and Practices	2	2	1	3	6
BUS 523	Accounting for Planning and Control	1	2	2	3	6
BUS 528	Small Business Ownership	1	11	11	3	33
BUS 534	International Business	1	10	10	3	30

**Table 1.12 Graduate Degrees Conferred by Campus and Gender
Spring 2007**

Gender	UVI	St. Thomas	St. Croix
Female	10	9	1
Male	2	2	0
Total	12	11	1