

**Nursing Division
Portfolio
AY 2006 - 2007**

Division of Nursing Fall 2006 – Spring 2007

Table of Contents

Undergraduate Enrollment

Student Enrollment

Page

Table 1.1 Enrollment by status, major, gender and campus: fall 2006	1
Table 1.2 UVI enrollment by campus, status and age: fall 2006	3
Table 1.3 Enrollment by status, major, gender and campus: spring 2007	4
Table 1.4 UVI enrollment by campus, status and age: spring 2007	5

Credit Hour Enrollment

Table 1.5 Credit hour enrollment St Thomas Campus: fall 2006	6
Table 1.6 Credit hour enrollment St Croix Campus: fall 2006	6

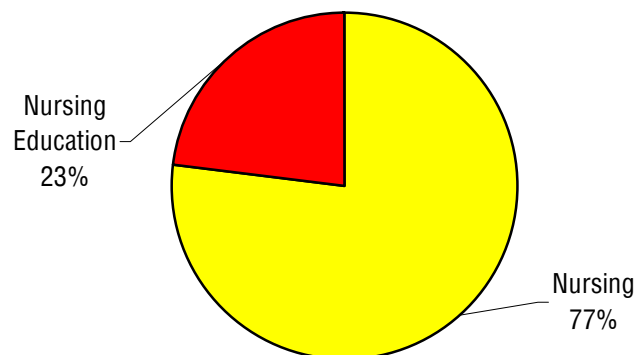
Degrees Awarded – Spring 2007

Table 1.7 Degrees conferred by major and campus	7
Table 1.8 Degrees conferred by honor, gender and campus	7

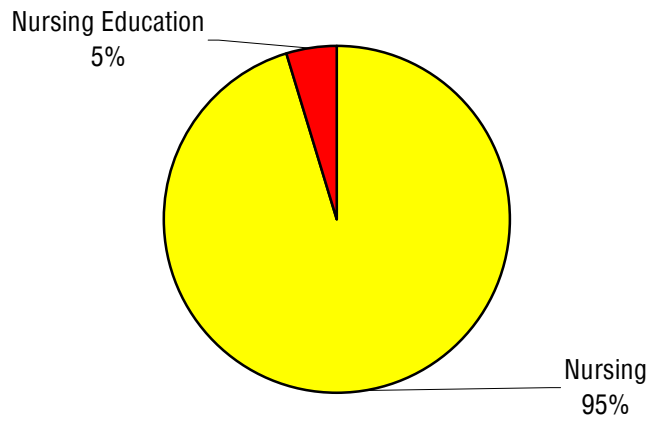
**Table 1.1 Enrollment by Status, Major, Gender and Campus
Fall 2006**

Major	All			Full-time			Part-time		
	Total	Female	Male	Total	Female	Male	Total	Female	Male
UVI									
Nursing	167	164	3	112	111	1	55	53	2
Nursing Education	50	48	2	19	18	1	31	30	1
All Majors	217	212	5	131	129	2	86	83	3
St. Thomas									
Nursing	123	122	1	100	99	1	23	23	0
Nursing Education	6	6	0	3	3	0	3	3	0
All Majors	129	128	1	103	102	1	26	26	0
St. Croix									
Nursing	44	42	2	12	12	0	32	30	2
Nursing Education	44	42	2	16	15	1	28	27	1
All Majors	88	84	4	28	27	1	60	57	3

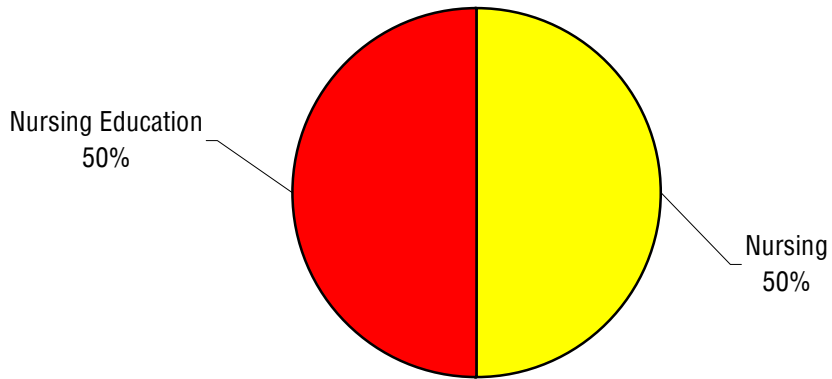
**Enrollment by Major
UVI
Fall 2006**



**Enrollment by Major
St Thomas Campus
Fall 2006**



**Enrollment by Major
St Croix Campus
Fall 2006**



**Table 1.2 Undergraduate Enrollment by Campus, Age and Status
Fall 2006**

Age	UVI		St. Thomas		St. Croix	
	Count	Percent	Count	Percent	Count	Percent
ALL						
Under 18	8	4%	5	4%	3	3%
18-19	71	33%	51	40%	20	23%
20-21	41	19%	28	22%	13	15%
22-24	36	17%	22	17%	14	16%
25-29	25	12%	9	7%	16	18%
30-34	18	8%	8	6%	10	11%
35-39	8	4%	3	2%	5	6%
40-49	8	4%	3	2%	5	6%
Over 50	2	1%	0	0%	2	2%
Unknown	0	0%	0	0%	0	0%
Total	217	100%	129	100%	88	100%
FULL-TIME						
Under 18	8	6%	5	5%	3	11%
18-19	59	45%	44	43%	15	54%
20-21	28	21%	24	23%	4	14%
22-24	15	11%	13	13%	2	7%
25-29	7	5%	6	6%	1	4%
30-34	10	8%	7	7%	3	11%
35-39	1	1%	1	1%	0	0%
40-49	3	2%	3	3%	0	0%
over 50	0	0%	0	0%	0	0%
Unknown	0	0%	0	0%	0	0%
Total	131	100%	103	100%	28	100%
PART-TIME						
Under 18	0	0%	0	0%	0	0%
18-19	12	14%	7	27%	5	8%
20-21	13	15%	4	15%	9	15%
22-24	21	24%	9	35%	12	20%
25-29	18	21%	3	12%	15	25%
30-34	8	9%	1	4%	7	12%
35-39	7	8%	2	8%	5	8%
40-49	5	6%	0	0%	5	8%
over 50	2	2%	0	0%	2	3%
Unknown	0	0%	0	0%	0	0%
Total	86	100%	26	100%	60	100%

**Table 1.3 Enrollment by Status, Major, Gender and Campus
Spring 2007**

Major	All			Full-time			Part-time		
	Total	Female	Male	Total	Female	Male	Total	Female	Male
UVI									
Nursing	160	156	4	108	105	3	52	51	1
Nursing Education	61	59	2	26	26	0	35	33	2
All Majors	221	215	6	134	131	3	87	84	3
St. Thomas									
Nursing	126	124	2	96	94	2	30	30	0
Nursing Education	4	4	0	3	3	0	1	1	0
All Majors	130	128	2	99	97	2	31	31	0
St. Croix									
Nursing	34	32	2	12	11	1	22	21	1
Nursing Education	57	55	2	23	23	0	34	32	2
All Majors	91	87	4	35	34	1	56	53	3

**Table 1.4 Undergraduate Enrollment by Campus, Age and Status
Spring 2007**

Age	UVI		St. Thomas		St. Croix	
	Count	Percent	Count	Percent	Count	Percent
ALL						
Under 18	0	0%	0	0%	0	0%
18-19	39	18%	24	18%	15	16%
20-21	54	24%	38	29%	16	18%
22-24	44	20%	30	23%	14	15%
25-29	36	16%	18	14%	18	20%
30-34	16	7%	8	6%	8	9%
35-39	17	8%	6	5%	11	12%
40-49	13	6%	6	5%	7	8%
Over 50	1	0%	0	0%	1	1%
Unknown	1	0%	0	0%	1	1%
Total	221	100%	130	100%	91	100%
FULL-TIME						
Under 18	0	0%	0	0%	0	0%
18-19	33	25%	21	21%	12	34%
20-21	42	31%	34	34%	8	23%
22-24	23	17%	21	21%	2	6%
25-29	17	13%	9	9%	8	23%
30-34	6	4%	6	6%	0	0%
35-39	6	4%	3	3%	3	9%
40-49	6	4%	5	5%	1	3%
over 50	0	0%	0	0%	0	0%
Unknown	1	1%	0	0%	1	3%
Total	134	100%	99	100%	35	100%
PART-TIME						
Under 18	0	0%	0	0%	0	0%
18-19	6	7%	3	10%	3	5%
20-21	12	14%	4	13%	8	14%
22-24	21	24%	9	29%	12	21%
25-29	19	22%	9	29%	10	18%
30-34	10	11%	2	6%	8	14%
35-39	11	13%	3	10%	8	14%
40-49	7	8%	1	3%	6	11%
over 50	1	1%	0	0%	1	2%
Unknown	0	0%	0	0%	0	0%
Total	87	100%	31	100%	56	100%

**Table 1.5 St. Thomas Campus
by Undergraduate Course, Section, Enrollment and Credit Hours
Fall 2006**

Course	Class Description	Number of Sections	Total Enrollment	Average Enrollment	Credits per Course	Total Credit Hours
FDS 100	Freshman Development Seminar	7	205	29	1	205
NUR 207	Human Nutrition	1	23	23	2	46
NUR 208	Fundamentals of Nursing	2	29	15	6	174
NUR 209	Health Assessment	2	29	15	2	58
NUR 308	Nursing Roles in Adult Care I	2	5	3	5	25
NUR 309	Nursing Role in Pediatric Care I	2	9	5	5	45
NUR 417	Nursing Role in Adult Care III	2	12	6	6	72
NUR 418	Nursing Role in Community Health	2	14	7	6	84
ALL		13	121	9	33	504

**Table 1.6 St. Croix Campus
by Undergraduate Course, Section, Enrollment and Credit Hours
Fall 2006**

Course	Class Description	Number of Sections	Total Enrollment	Average Enrollment	Credits per Course	Total Credit Hours
FDS 100	Freshmen development Seminar	5	140	28	1	140
NUR 100	Medical Technology	1	18	18	1	18
NUR 131	Nursing Skill Acquisition	2	18	9	3	54
NUR 132	Introduction to the Nurse-Client System	1	17	17	4	68
NUR 242	NCS: Adult II	2	17	9	6	102
NUR 243	NCS: Childbearing Family	2	15	8	4	60
ALL		13	225	17	19	442

**Table 1.7 Degrees Conferred by Campus and Major
Spring 2007**

	Associates	Bachelors	All Degrees
UVI			
Nursing	•	12	12
Nursing Education	14	•	14
Total	14	12	26
St Thomas			
Nursing	•	12	12
Nursing Education	0	•	0
Total	0	12	12
St Croix			
Nursing	•	0	0
Nursing Education	14	•	14
Total	14	0	14

• Degree not offered

**Table 1.8 Degrees Conferred by Gender, Honor and Campus
Spring 2007**

	Female	Male	Total
UVI			
Cum Laude	2	0	2
Magna Cum Laude	2	0	2
Summa Cum Laude	0	0	0
Total	4	0	4
St. Thomas			
Cum Laude	0	0	0
Magna Cum Laude	1	0	1
Summa Cum Laude	0	0	0
Total	1	0	1
St. Croix			
Cum Laude	2	0	2
Magna Cum Laude	1	0	1
Summa Cum Laude	0	0	0
Total	3	0	3