

**Business
Administration
Division Portfolio
AY 2007 - 2008**

**Division of Business Administration
Fall 2007 – Spring 2008**

Table of Contents

Section One – Undergraduate Enrollment

Student Enrollment	Page
Table 1.1 Enrollment by status, major, gender and campus: fall 2007	2
Table 1.2 UVI enrollment by campus, status and age: fall 2007	5
Table 1.3 Enrollment by status, major, gender and campus: spring 2008	6
Table 1.4 UVI enrollment by campus, status and age: spring 2008	7
 Credit Hour Enrollment	
Table 1.5 Credit hour enrollment St Thomas Campus: fall 2007	8
Table 1.6 Credit hour enrollment St Croix Campus: fall 2007	9
 Degrees Awarded – Fall 2007 and Spring 2008	
Table 1.7 Degrees conferred by major and campus	11
Table 1.8 Degrees conferred by honor, gender and campus	12

Section Two – Graduate Enrollment

Student Enrollment

Page

Table 1.9 Enrollment by status, major, gender and campus: fall 2007

14

Table 1.10 Enrollment by gender, age and campus: fall 2007

14

Credit Hour Enrollment

Table 1.11 Credit hour enrollment by campus fall 2007

15

Degrees Awarded Fall 2007 and Spring 2008

Table 1.12 Degrees conferred by gender and campus

15

Section One

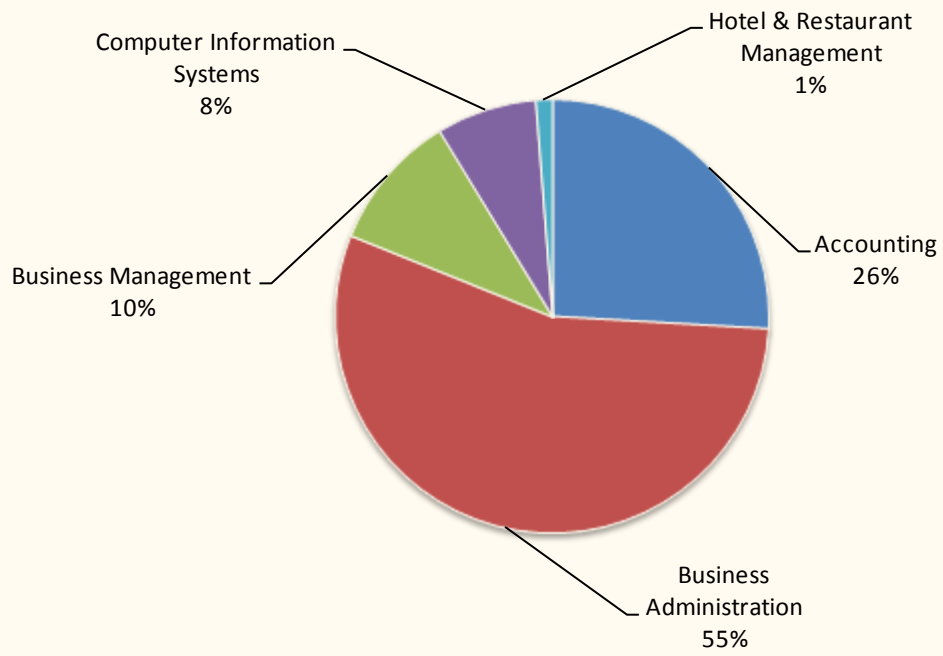
Undergraduate

Enrollment

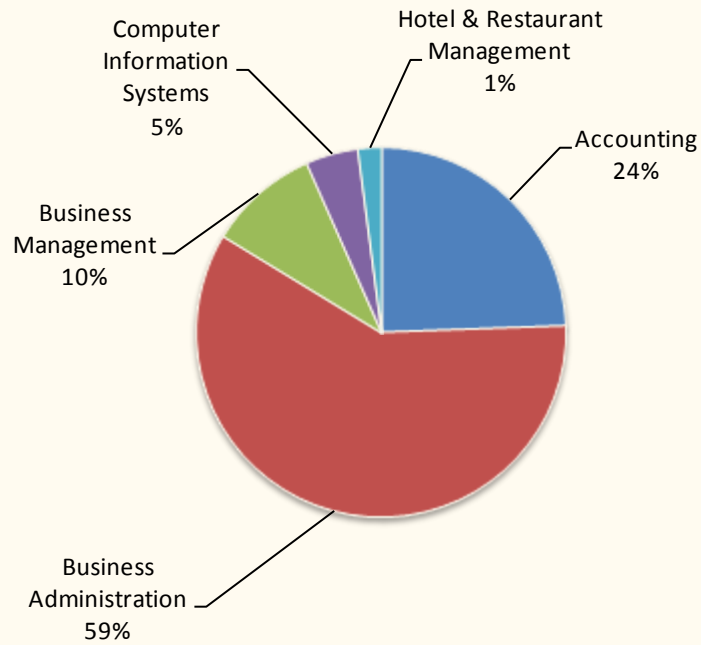
**Table 1.1 Enrollment by Status, Major, Gender and Campus
Fall 2007**

Major	All			Full-time			Part-time		
	Total	Female	Male	Total	Female	Male	Total	Female	Male
UVI									
Accounting	170	143	27	110	91	19	60	52	8
Business Administration	362	256	106	218	148	70	144	108	36
Business Management	67	53	14	26	17	9	41	36	5
Computer Information Systems	49	30	19	23	14	9	26	16	10
Hotel & Restaurant Management	8	5	3	7	4	3	1	1	0
Undecided	1	0	1	0	0	0	1	0	1
All Majors	657	487	170	384	274	110	273	213	60
St. Thomas									
Accounting	96	79	17	69	56	13	27	23	4
Business Administration	233	155	78	147	96	51	86	59	27
Business Management	38	32	6	12	7	5	26	25	1
Computer Information Systems	18	13	5	7	5	2	11	8	3
Hotel & Restaurant Management	8	5	3	7	4	3	1	1	0
Undecided	1	0	1	0	0	0	1	0	1
All Majors	394	284	110	242	168	74	152	116	36
St. Croix									
Accounting	74	64	10	41	35	6	33	29	4
Business Administration	129	101	28	71	52	19	58	49	9
Business Management	29	21	8	14	10	4	15	11	4
Computer Information Systems	31	17	14	16	9	7	15	8	7
Undecided	0	0	0	0	0	0	0	0	0
Hotel & Restaurant Management	0	0	0	0	0	0	0	0	0
All Majors	263	203	60	142	106	36	121	97	24

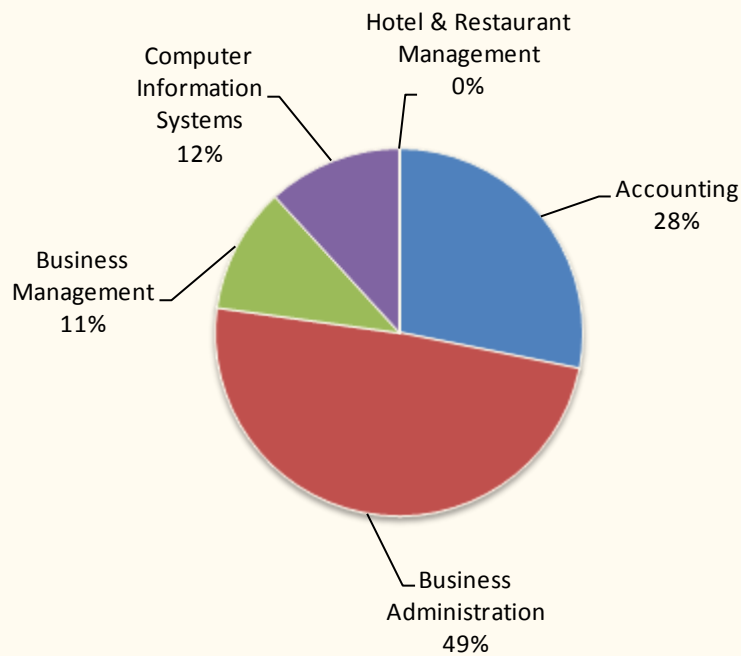
Enrollment By Major Fall 2007



Enrollment by Major St Thomas Campus Fall 2007



Enrollment By Major St Croix Campus Fall 2007



**Table 1.2 Enrollment by Campus, Age and Status
Fall 2007**

Age	UVI		St. Thomas		St. Croix	
	Count	Percent	Count	Percent	Count	Percent
ALL						
Under 18	21	3	15	4	6	2
18-19	132	20	83	20	49	20
20-21	132	20	76	19	56	22
22-24	119	18	79	19	40	16
25-29	94	14	54	13	40	16
30-34	43	7	27	7	16	6
35-39	45	7	33	8	12	5
40-49	48	7	28	7	20	8
Over 50	25	4	13	3	12	5
Unknown	0	0	0	0	0	0
Total	659	100	408	100	251	100
FULL-TIME						
Under 18	18	5	14	5	4	4
18-19	70	18	53	19	17	16
20-21	75	20	49	18	26	24
22-24	68	18	51	19	17	16
25-29	54	14	35	13	19	17
30-34	30	8	22	8	8	7
35-39	31	8	25	9	6	6
40-49	24	6	15	5	9	8
over 50	12	3	9	3	3	3
Unknown	0	0	0	0	0	0
Total	382	100	273	100	109	100
PART-TIME						
Under 18	3	1	1	1	2	1
18-19	62	22	30	22	32	23
20-21	57	21	27	20	30	21
22-24	51	18	28	21	23	16
25-29	40	14	19	14	21	15
30-34	13	5	5	4	8	6
35-39	14	5	8	6	6	4
40-49	24	9	13	10	11	8
over 50	13	5	4	3	9	6
Unknown	0	0	0	0	0	0
Total	277	100	135	100	142	100

**Table 1.3 Enrollment by Status, Major, Gender and Campus
Spring 2007**

Major	All			Full-time			Part-time		
	Total	Female	Male	Total	Female	Male	Total	Female	Male
UVI									
Accounting	162	138	24	89	74	15	73	64	9
Business Administration	396	286	110	231	159	72	165	127	38
Business Management	57	44	13	22	14	8	35	30	5
Computer Information Systems	47	26	21	19	7	12	28	19	9
Hotel/Restaurant Management	7	5	2	5	3	2	2	2	0
Unclassified	0	0	0	0	0	0	0	0	0
All Majors	669	499	170	366	257	109	303	242	61
St. Thomas									
Accounting	99	83	16	59	48	11	40	35	5
Business Administration	274	194	80	171	117	54	103	77	26
Business Management	29	23	6	8	4	4	21	19	2
Computer Information Systems	23	13	10	9	4	5	14	9	5
Hotel/Restaurant Management	7	5	2	5	3	2	2	2	0
Unclassified	0	0	0	0	0	0	0	0	0
All Majors	432	318	114	252	176	76	180	142	38
St. Croix									
Accounting	63	55	8	30	26	4	33	29	4
Business Administration	122	92	30	60	42	18	62	50	12
Business Management	28	21	7	14	10	4	14	11	3
Computer Information Systems	24	13	11	10	3	7	14	10	4
Hotel/Restaurant Management	0	0	0	0	0	0	0	0	0
Unclassified	0	0	0	0	0	0	0	0	0
All Majors	237	181	56	114	81	33	123	100	23

**Table 1.4 Enrollment by Campus, Age and Status
Spring 2007**

Age	UVI		St. Thomas		St. Croix	
	Count	Percent	Count	Percent	Count	Percent
ALL						
Under 18	3	0	1	0	2	1
18-19	91	14	57	13	34	14
20-21	149	22	88	20	61	26
22-24	149	22	105	24	44	19
25-29	111	17	72	17	39	16
30-34	43	6	31	7	12	5
35-39	49	7	32	7	17	7
40-49	50	7	35	8	15	6
Over 50	24	4	11	3	13	5
Unknown	0	0	0	0	0	0
Total	669	100	432	100	237	100
FULL-TIME						
Under 18	3	1	1	0	2	2
18-19	80	22	53	21	27	24
20-21	110	30	67	27	43	38
22-24	92	25	70	28	22	19
25-29	52	14	39	15	13	11
30-34	10	3	9	4	1	1
35-39	14	4	12	5	2	2
40-49	3	1	1	0	2	2
over 50	2	1	0	0	2	2
Unknown	0	0	0	0	0	0
Total	366	100	252	100	114	100
PART-TIME						
Under 18	0	0	0	0	0	0
18-19	11	4	4	2	7	6
20-21	39	13	21	12	18	15
22-24	57	19	35	19	22	18
25-29	59	19	33	18	26	21
30-34	33	11	22	12	11	9
35-39	35	12	20	11	15	12
40-49	47	16	34	19	13	11
over 50	22	7	11	6	11	9
Unknown	0	0	0	0	0	0
Total	303	100	180	100	123	100

**Table 1.5 St. Thomas Campus
by Undergraduate Course, Section, Enrollment and Credit Hours
Fall 2007**

Course	Class Description	Number of Sections	Total Enrollment	Average Enrollment	Credits per Course	Total Credit Hours
ACC 121	Introduction to Accounting I	2	59	25	3	177
ACC 122	Introduction to Accounting II	1	31	31	3	93
ACC 221	Intermediate Accounting	1	25	25	3	75
ACC 222	Intermediate Accounting	1	8	8	3	24
ACC 230	Government Accounting	1	17	17	3	51
ACC 440	Cost Accounting I	1	20	20	3	60
ACC 442	Advanced Accounting	1	15	15	3	45
BUS 112	Introduction to Business	2	58	29	3	174
BUS 213	Small Business Management	2	37	19	3	111
BUS 224	Business Communication	1	21	21	3	63
BUS 231	Principles of Marketing	2	45	23	3	135
BUS 234	Advertising and Promotional Strategy	1	24	24	3	72
BUS 241	Principles of Management	2	25	13	3	75
BUS 242	Personnel Management	2	42	21	3	126
BUS 251	Business Law	2	38	19	3	114
BUS 321	Fundamentals of Finance	2	37	19	3	111
BUS 323	Investment Analysis	1	2	2	3	6
BUS 325	Statistics for Management Decisions	1	29	29	3	87
BUS 330	Production-Operation Management	2	33	17	3	99
BUS 336	Labor Management Relations	1	19	19	3	57
BUS 425	Financial Policy and Strategy	1	2	2	3	6
BUS 426	Marketing Research	1	10	10	3	30
BUS 434	Public Policy Toward Business	1	14	14	3	42
BUS 436	Business Strategy	1	10	10	3	30
BUS 474	Professional Development Seminar	1	27	27	1	27
BUS 475	Undergraduate Internship in Business	1	17	17	2	34

Continued →

**Table 1.5 St. Thomas Campus
by Undergraduate Course, Section, Enrollment and Credit Hours
Fall 2007**

Course	Class Description	Number of Sections	Total Enrollment	Average Enrollment	Credits per Course	Total Credit Hours
CIS 051	Computer Skills	1	17	17	3	51
CIS 101	Business Software Applications	2	40	20	3	120
CIS 121	Data Management Concepts	1	1	1	3	3
CIS 210	Microcomputer Business Software	1	23	23	3	69
CIS 270	Computer Systems Development	1	1	1	3	3
CIS 310	Advanced Databases and Spreadsheets	1	22	22	3	66
ALL		42	769	18	93	2236

**Table 1.6 St. Croix Campus
by Undergraduate Course, Section, Enrollment and Credit Hours
Fall 2007**

Course	Class Description	Number of Sections	Total Enrollment	Average Enrollment	Credits per Course	Total Credit Hours
ACC 121	Introduction to Accounting I	2	31	16	3	93
ACC 122	Introduction to Accounting II	2	9	5	3	27
ACC 221	Intermediate Accounting I	1	21	21	3	63
ACC 230	Government Accounting	1	9	9	3	27
ACC 440	Cost Accounting I	1	5	5	3	15
ACC 442	Auditing	1	6	6	3	18
BUS 112	Introduction to Business	2	38	19	3	114
BUS 213	Small Business Management	1	10	10	3	30
BUS 224	Business Communication	1	9	9	3	27
BUS 231	Principles of Marketing	1	13	13	3	39
BUS 234	Advertising and Promotion Strategy	1	14	14	3	42
BUS 241	Principles of Management	1	20	20	3	60
BUS 242	Personnel Management	1	12	12	3	36
BUS 251	Business Law	1	19	19	3	57
BUS 321	Fundamentals of Finance	2	14	7	3	42
BUS 323	Investment Analysis	1	8	8	4	32
BUS 324	Financial Markets and Institutions	1	8	8	5	40
BUS 325	Statistics for Management Decisions	1	17	17	3	51

Continued →

**Table 1.6 St. Croix Campus
by Undergraduate Course, Section, Enrollment and Credit Hours
Fall 2007**

Course	Class Description	Number of Sections	Total Enrollment	Average Enrollment	Credits per Course	Total Credit Hours
BUS 330	Production/Operations Management	2	21	11	3	63
BUS 336	Labor Management Relations	2	18	9	3	54
BUS 426	Marketing Research	1	3	3	3	9
BUS 434	Public Policy Toward Business	1	9	9	3	27
BUS 436	Business Strategy	1	15	15	3	45
BUS 474	Professional Development Seminar	1	16	16	1	16
BUS 475	Internship in Business	1	10	10	2	20
CIS 051	Computer Skills	1	9	9	3	27
CIS 101	Business Software Applications	2	24	12	3	72
CIS 121	Data Management Concepts	1	8	8	3	24
CIS 210	Business Information Systems	2	17	9	3	51
CIS 270	Computer Systems Development	1	7	7	3	21
CIS 310	Advanced Databases and	1	8	8	3	24
ALL		39	428	11	93	1266

**Table 1.7 Degrees Conferred by Major and Campus
Spring 2007**

	Associates	Bachelors	All Degrees
UVI			
Accounting	2	24	26
Business Administration	•	64	64
Business Management	20	•	20
Computer Information Systems	1	•	1
Hotel/Restaurant Management	0	•	0
Total	23	88	111
St Thomas			
Accounting	1	19	20
Business Administration	•	38	38
Business Management	14	•	14
Computer Information Systems	0	•	0
Hotel/Restaurant Management	0	•	0
Total	15	57	72
St Croix			
Accounting	1	5	6
Business Administration	•	26	26
Business Management	6	•	6
Computer Information Systems	1	•	1
Hotel/Restaurant Management	0	•	0
Total	8	31	39

• Degree not offered

**Table 1.8 Degrees Conferred by Gender, Honors and Campus
Spring 2007**

	Female	Male	Total
UVI			
Cum Laude	11	1	12
Magna Cum Laude	19	2	21
Summa Cum Laude	10	0	10
Total	40	3	43
St. Thomas			
Cum Laude	8	1	9
Magna Cum Laude	15	0	15
Summa Cum Laude	8	0	8
Total	31	1	32
St. Croix			
Cum Laude	3	0	3
Magna Cum Laude	4	2	6
Summa Cum Laude	2	0	2
Total	9	2	11

Section Two
Graduate
Enrollment

**Table 1.9 Graduate Enrollment by Status, Major, Gender and Campus
Fall 2007**

Major	All			Full-time			Part-time		
	Total	Female	Male	Total	Female	Male	Total	Female	Male
UVI									
Business Administration	23	19	4	2	1	1	21	18	3
Non-Degree Seeking	1	1	0	0	0	0	1	1	0
Total	24	20	4	2	1	1	22	19	3
St. Thomas									
Business Administration	17	15	2	2	1	1	15	14	1
Non-Degree Seeking	0	0	0	0	0	0	0	0	0
Total	17	15	2	2	1	1	15	14	1
St. Croix									
Business Administration	6	4	2	0	0	0	6	4	2
Non-Degree Seeking	1	1	0	0	0	0	1	1	0
Total	7	5	2	0	0	0	7	5	2

**Table 1.10 Graduate Enrollment by Campus, Age and Gender
Fall 2007**

Age Group	UVI			St. Thomas			St. Croix		
	Total	Female	Male	Total	Female	Male	Total	Female	Male
Under 22	0	0	0	0	0	0	0	0	0
22-24	6	5	1	6	5	1	0	0	0
25-29	5	3	2	2	2	0	3	1	2
30-34	4	4	0	3	3	0	1	1	0
35-39	1	1	0	1	1	0	0	0	0
40-49	8	6	2	5	4	1	3	2	1
Over 50	0	0	0	0	0	0	0	0	0
Total	24	19	5	17	15	2	7	4	3

**Table 1.11 Graduate Courses
by Campus, Course, Section, Enrollment and Credit Hours
Fall 2007**

Course	Class Description	St. Thomas				
		Number of Sections	Total Enrollment	Average Enrollment	Credits per Course	Total Credit Hours
BUS 522	Financial Administration Group Processes and Leadership	1	13	13	3	39
BUS 531		1	12	12	3	36
BUS 538		1	13	13	3	39
St. Croix						
BUS 522	Financial Administration Group Processes and Leadership	1	6	6	3	18
BUS 531		1	3	3	3	9
BUS 538		1	15	15	3	45

**Table 1.12 Graduate Degrees Conferred by Campus and Gender
Spring 2007**

Gender	UVI	St. Thomas	St. Croix
Female	19	15	4
Male	5	2	3
Total	24	17	7