

# Education Division Portfolio AY 2007 - 2008

**Division of Education  
Fall 2007 – Spring 2008**

**Table of Contents**

**Section One – Undergraduate Enrollment**

<b>Student Enrollment</b>	<b>Page</b>
Table 1.1 Enrollment by status, major, gender and campus: fall 2007	1
Table 1.2 UVI enrollment by campus, status and age: fall 2007	3
Table 1.3 Enrollment by status, major, gender and campus: spring 2008	4
Table 1.4 UVI enrollment by campus, status and age: spring 2008	5
<b>Credit Hour Enrollment</b>	
Table 1.5 Credit hour enrollment St Thomas Campus: fall 2007	6
Table 1.6 Credit hour enrollment St Croix Campus: fall 2007	7
<b>Degrees Awarded – Fall 2007 and Spring 2008</b>	
Table 1.7 Degrees conferred by major and campus	8
Table 1.8 Degrees conferred by honor, gender and campus	9

## Section Two – Graduate Enrollment

### Student Enrollment

**Page**

Table 1.9 Enrollment by status, major, gender and campus: fall 2007

10

Table 1.10 Enrollment by gender, age and campus: fall 2007

10

### Credit Hour Enrollment

Table 1.11 Credit hour enrollment by campus fall 2007

11

### Degrees Awarded Fall 2007 and Spring 2008

Table 1.12 Degrees conferred by gender and campus

12

# *Section One*

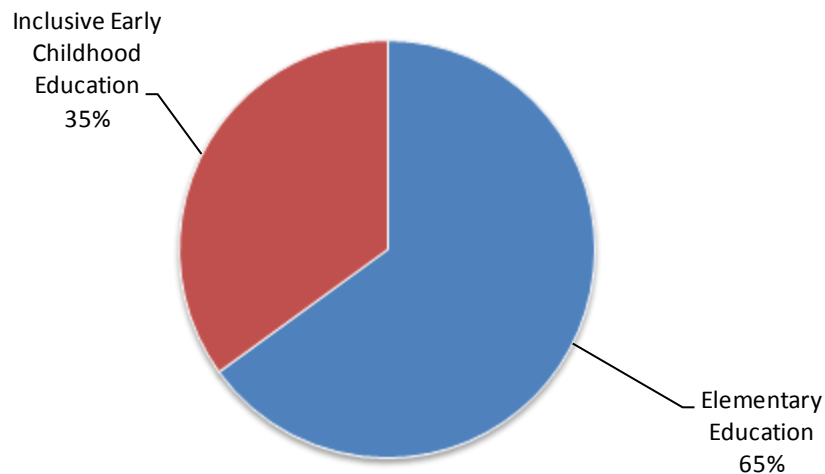
# *Undergraduate*

# *Enrollment*

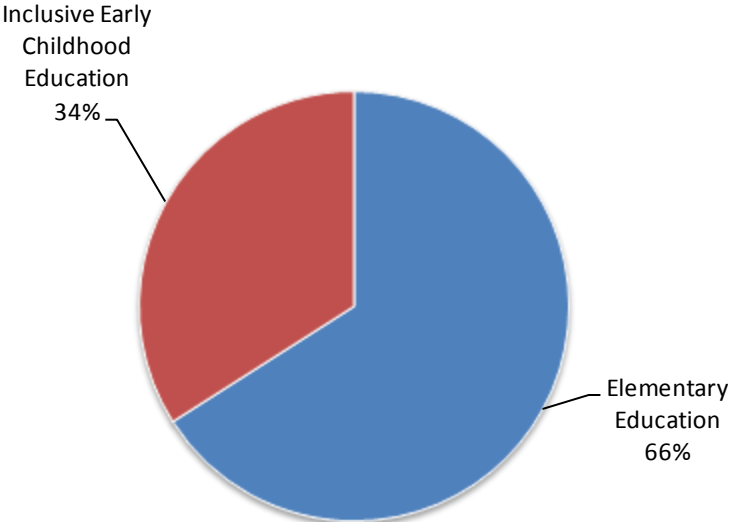
**Table 1.1 Enrollment by Status, Major, Gender and Campus  
Fall 2007**

Major	All			Full-time			Part-time		
	Total	Female	Male	Total	Female	Male	Total	Female	Male
<b>UVI</b>									
Elementary Education	154	148	6	137	131	6	17	17	0
Inclusive Early Childhood Education	83	82	1	62	61	1	21	21	0
<b>All Majors</b>	<b>237</b>	<b>230</b>	<b>7</b>	<b>199</b>	<b>192</b>	<b>7</b>	<b>38</b>	<b>38</b>	<b>0</b>
<b>St. Thomas</b>									
Elementary Education	97	92	5	88	83	5	9	9	0
Inclusive Early Childhood Education	50	49	1	39	38	1	11	11	0
<b>All Majors</b>	<b>147</b>	<b>141</b>	<b>6</b>	<b>127</b>	<b>121</b>	<b>6</b>	<b>20</b>	<b>20</b>	<b>0</b>
<b>St. Croix</b>									
Elementary Education	57	56	1	49	48	1	8	8	0
Inclusive Early Childhood Education	33	33	0	23	23	0	10	10	0
<b>All Majors</b>	<b>90</b>	<b>89</b>	<b>1</b>	<b>72</b>	<b>71</b>	<b>1</b>	<b>18</b>	<b>18</b>	<b>0</b>

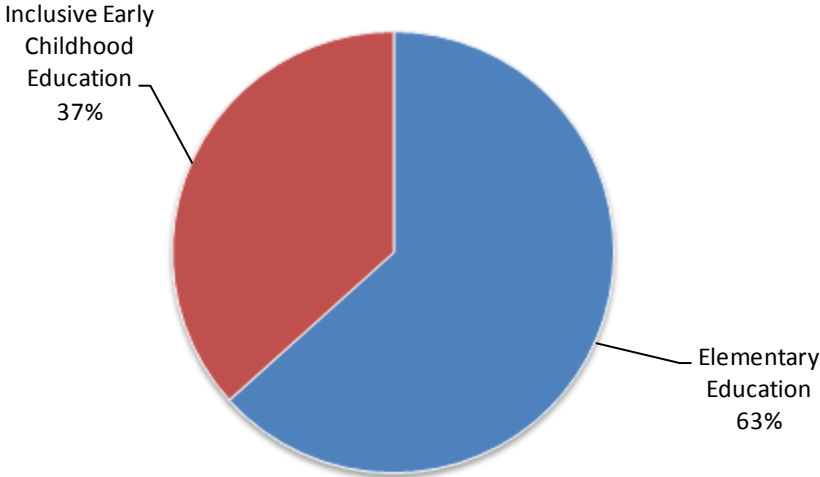
**Enrollment By Major  
Fall 2007**



**Enrollment by Major  
St Thomas Campus  
Fall 2007**



**Enrollment By Major  
St Croix Campus  
Fall 2007**



**Table 1.2 Enrollment by Campus, Age and Status  
Fall 2007**

Age	UVI		St. Thomas		St. Croix	
	Count	Percent	Count	Percent	Count	Percent
<b>ALL</b>						
Under 18	8	3	4	3	4	4
18-19	29	12	21	14	8	9
20-21	30	13	18	12	12	13
22-24	36	15	24	16	12	13
25-29	30	13	19	13	11	12
30-34	18	8	7	5	11	12
35-39	24	10	15	10	9	10
40-49	34	14	19	13	15	17
Over 50	28	12	20	14	8	9
Unknown	0	0	0	0	0	0
<b>Total</b>	<b>237</b>	<b>100</b>	<b>147</b>	<b>100</b>	<b>90</b>	<b>100</b>
<b>FULL-TIME</b>						
Under 18	6	3	4	3	2	3
18-19	25	13	20	16	5	7
20-21	23	12	14	11	9	13
22-24	35	18	23	18	12	17
25-29	22	11	15	12	7	10
30-34	17	9	7	6	10	14
35-39	19	10	12	9	7	10
40-49	28	14	15	12	13	18
over 50	24	12	17	13	7	10
Unknown	0	0	0	0	0	0
<b>Total</b>	<b>199</b>	<b>100</b>	<b>127</b>	<b>100</b>	<b>72</b>	<b>100</b>
<b>PART-TIME</b>						
Under 18	2	5	0	0	2	11
18-19	4	11	1	5	3	17
20-21	7	18	4	20	3	17
22-24	1	3	1	5	0	0
25-29	8	21	4	20	4	22
30-34	1	3	0	0	1	6
35-39	5	13	3	15	2	11
40-49	6	16	4	20	2	11
over 50	4	11	3	15	1	6
Unknown	0	0	0	0	0	0
<b>Total</b>	<b>38</b>	<b>100</b>	<b>20</b>	<b>100</b>	<b>18</b>	<b>100</b>

**Table 1.3 Enrollment by Status, Major, Gender and Campus  
Spring 2008**

Major	All			Full-time			Part-time		
	Total	Female	Male	Total	Female	Male	Total	Female	Male
<b>UVI</b>									
Elementary Education	78	77	1	12	11	1	66	66	0
Inclusive Early Childhood Education	150	145	5	64	61	3	86	84	2
<b>All Majors</b>	<b>228</b>	<b>222</b>	<b>6</b>	<b>76</b>	<b>72</b>	<b>4</b>	<b>152</b>	<b>150</b>	<b>2</b>
<b>St. Thomas</b>									
Elementary Education	39	39	0	7	7	0	32	32	0
Inclusive Early Childhood Education	82	79	3	38	36	2	44	43	1
<b>All Majors</b>	<b>121</b>	<b>118</b>	<b>3</b>	<b>45</b>	<b>43</b>	<b>2</b>	<b>76</b>	<b>75</b>	<b>1</b>
<b>St. Croix</b>									
Elementary Education	39	38	1	5	4	1	34	34	0
Inclusive Early Childhood Education	68	66	2	26	25	1	42	41	1
<b>All Majors</b>	<b>107</b>	<b>104</b>	<b>3</b>	<b>31</b>	<b>29</b>	<b>2</b>	<b>76</b>	<b>75</b>	<b>1</b>



**Table 1.4 Enrollment by Campus, Age and Status  
Spring 2008**

Age	UVI		St. Thomas		St. Croix	
	Count	Percent	Count	Percent	Count	Percent
<b>ALL</b>						
Under 18	0	0	0	0	0	0
18-19	23	10	9	7	14	13
20-21	36	16	25	21	11	10
22-24	31	14	17	14	14	13
25-29	31	14	12	10	19	18
30-34	23	10	13	11	10	9
35-39	25	11	11	9	14	13
40-49	31	14	20	17	11	10
Over 50	28	12	14	12	14	13
Unknown	0	0	0	0	0	0
<b>Total</b>	<b>228</b>	<b>100</b>	<b>121</b>	<b>100</b>	<b>107</b>	<b>100</b>
<b>FULL-TIME</b>						
Under 18	0	0	0	0	0	0
18-19	19	25	9	20	10	32
20-21	21	28	16	36	5	16
22-24	18	24	12	27	6	19
25-29	5	7	1	2	4	13
30-34	5	7	3	7	2	6
35-39	4	5	1	2	3	10
40-49	3	4	3	7	0	0
over 50	1	1	0	0	1	3
Unknown	0	0	0	0	0	0
<b>Total</b>	<b>76</b>	<b>100</b>	<b>45</b>	<b>100</b>	<b>31</b>	<b>100</b>
<b>PART-TIME</b>						
Under 18	0	0	0	0	0	0
18-19	4	3	0	0	4	5
20-21	15	10	9	12	6	8
22-24	13	9	5	7	8	11
25-29	26	17	11	14	15	20
30-34	18	12	10	13	8	11
35-39	21	14	10	13	11	14
40-49	28	18	17	22	11	14
over 50	27	18	14	18	13	17
Unknown	0	0	0	0	0	0
<b>Total</b>	<b>152</b>	<b>100</b>	<b>76</b>	<b>100</b>	<b>76</b>	<b>100</b>

**Table 1.5 St. Thomas Campus  
by Undergraduate Course, Section, Enrollment and Credit Hours  
Fall 2007**

Course	Class Description	Number of Sections	Total Enrollment	Average Enrollment	Credits per Course	Total Credit Hours
EDU 113	Early Childhood Development II	1	4	4	3	12
EDU 114	Inclusive Early Childhood Development II	1	2	2	3	6
EDU 215	Guiding Children's Early Behavior	1	5	5	3	15
EDU 216	Inclusive Early Childhood Curricula	1	4	4	3	12
EDU 219	Promoting Language and Literacy in Early Childhood	1	3	3	5	15
EDU 221	Foundations of Education	1	12	12	3	36
EDU 230	Educational Psychology	1	12	12	3	36
EDU 250	Curriculum Development and Instruction	1	10	10	3	30
EDU 257	Mathematics and the Elementary Teacher	1	5	5	5	25
EDU 350	Instructional Design and Technology	1	8	8	2	16
EDU 354	Teaching the Language Arts II	1	4	4	4	16
PED 111	Freshman Physical Education and Health	9	117	13	0.5	58.5
PED 113	Cardiopulmonary Resuscitation	2	16	8	0.5	8
PED 211	Sophomore Physical Education and Health	3	53	18	0.5	26.5
PLS 200	Personal Life	4	92	23	2	184
<b>ALL</b>		<b>25</b>	<b>255</b>	<b>10</b>	<b>38.5</b>	<b>312</b>

**Table 1.6 St. Croix Campus  
by Undergraduate Course, Section, Enrollment and Credit Hours  
Fall 2007**

<b>Course</b>	<b>Class Description</b>	<b>Number of Sections</b>	<b>Total Enrollment</b>	<b>Average Enrollment</b>	<b>Credits per Course</b>	<b>Total Credit Hours</b>
EDU 113	Early Childhood Development II	1	1	1	3	3
EDU 114	Inclusive Early Childhood Development II	1	1	1	3	3
EDU 215	Guiding Children's Early Behavior	1	5	5	3	15
EDU 216	Inclusive Early Childhood Curricula	1	4	4	3	12
EDU 218	Supervised Field Experience in Designing and Implementing Inclusionary Early Childhood	1	5	5	3	15
EDU 219	Promoting Language and Literacy in Early	1	3	3	5	15
EDU 220	Seminar in Supervised Field Experience in Designing and Implementing Inclusionary	1	5	5	6	30
EDU 221	Foundations of Education	1	5	5	3	15
EDU 230	Educational Psychology	1	8	8	3	24
EDU 250	Curriculum Development & Instruction	1	4	4	3	12
EDU 257	Mathematics and the Elementary Teacher	1	1	1	3	3
EDU 350	Instructional Design and Technology	1	9	9	3	27
EDU 354	Teaching the Language Arts II	1	4	4	3	12
EDU 360	Science and the Elementary Teacher	1	4	4	3	12
EDU 452	Student Teaching in the Elementary School	1	6	6	3	18
EDU 469	Student Teaching in the Secondary School	1	1	1	3	3
EDU 470	Internship for Practicing Teachers	1	1	1	2	2
PED 111	Freshman Physical Education and Health	7	73	10	0.5	36.5
PED 113	Cardiopulmonary Resuscitation	1	3	3	0.5	1.5
PLS 200	Personal Life	2	30	15	2	60
<b>ALL</b>		<b>27</b>	<b>173</b>	<b>6</b>	<b>58</b>	<b>319</b>

**Table 1.7 Degrees Conferred by Major and Campus  
Spring 2008**

	<b>Associates</b>	<b>Bachelors</b>	<b>All Degrees</b>
<b>UVI</b>			
Inclusive Early Childhood Education	10	0	<b>10</b>
Elementary Education	•	20	<b>20</b>
<b>Total</b>	<b>10</b>	<b>20</b>	<b>30</b>
<b>St Thomas</b>			
Inclusive Early Childhood Education	8	0	<b>8</b>
Elementary Education	•	9	<b>9</b>
<b>Total</b>	<b>8</b>	<b>9</b>	<b>17</b>
<b>St Croix</b>			
Inclusive Early Childhood Education	2	0	<b>2</b>
Elementary Education	•	11	<b>11</b>
<b>Total</b>	<b>2</b>	<b>11</b>	<b>13</b>

• Degree not offered

**Table 1.8 Degrees Conferred by Gender, Honor and Campus  
Spring 2008**

	<b>Female</b>	<b>Male</b>	<b>Total</b>
<b>UVI</b>			
Cum Laude	3	1	<b>4</b>
Magna Cum Laude	3	0	<b>3</b>
Summa Cum Laude	4	0	<b>4</b>
<b>Total</b>	<b>10</b>	<b>1</b>	<b>11</b>
<b>St. Thomas</b>			
Cum Laude	0	0	<b>0</b>
Magna Cum Laude	1	0	<b>1</b>
Summa Cum Laude	3	0	<b>3</b>
<b>Total</b>	<b>4</b>	<b>0</b>	<b>4</b>
<b>St. Croix</b>			
Cum Laude	3	1	<b>4</b>
Magna Cum Laude	2	0	<b>2</b>
Summa Cum Laude	1	0	<b>1</b>
<b>Total</b>	<b>6</b>	<b>1</b>	<b>7</b>

# *Section Two*

## *Graduate*

### *Enrollment*

**Table 1.9 Graduate Enrollment by Status, Major, Gender and Campus  
Fall 2007**

Major	All			Full-time			Part-time		
	Total	Female	Male	Total	Female	Male	Total	Female	Male
<b>UVI</b>									
Master of Arts In Education	130	115	15	15	12	3	115	103	12
Non-Degree Seeking	0	0	0	0	0	0	0	0	0
<b>Total</b>	<b>130</b>	<b>115</b>	<b>15</b>	<b>15</b>	<b>12</b>	<b>3</b>	<b>115</b>	<b>103</b>	<b>12</b>
<b>St. Thomas</b>									
Master of Arts In Education	73	64	9	12	10	2	61	54	7
Non-Degree Seeking	0	0	0	0			0	0	0
<b>Total</b>	<b>73</b>	<b>64</b>	<b>9</b>	<b>12</b>	<b>10</b>	<b>2</b>	<b>61</b>	<b>54</b>	<b>7</b>
<b>St. Croix</b>									
Master of Arts In Education	57	51	6	3	2	1	54	49	5
Non-Degree Seeking	0	0	0	0	0	0	0	0	0
<b>Total</b>	<b>57</b>	<b>51</b>	<b>6</b>	<b>3</b>	<b>2</b>	<b>1</b>	<b>54</b>	<b>49</b>	<b>5</b>

**Table 1.10 Graduate Enrollment by Campus, Age and Gender  
Fall 2007**

Age Group	UVI			St. Thomas			St. Croix		
	Total	Female	Male	Total	Female	Male	Total	Female	Male
Under 22	2	2	0	1	1	0	1	1	0
22-24	11	11	0	6	6	0	5	5	0
25-29	29	25	4	21	18	3	8	7	1
30-34	23	22	1	12	12	0	11	10	1
35-39	24	21	3	10	7	3	14	14	0
40-49	26	20	6	12	10	2	14	10	4
Over 50	15	14	1	11	10	1	4	4	0
<b>Total</b>	<b>130</b>	<b>115</b>	<b>15</b>	<b>73</b>	<b>64</b>	<b>9</b>	<b>57</b>	<b>51</b>	<b>6</b>

**Table 1.11 Graduate Courses  
by Course, Section, Enrollment and Credit Hours  
Fall 2007**

Course	Class Description	St. Thomas				
		Number of Sections	Total Enrollment	Average Enrollment	Credits per Course	Total Credit Hours
EDU 505	Basic Research Techniques	1	23	23	3	69
EDU 506	Foundations of Guidance	1	16	16	3	48
EDU 520	Character of Exceptional Children	1	2	2	3	6
EDU 530	Independent Study	1	10	10	3	30
EDU 546	Practicum in Counseling	1	1	1	3	3
EDU 547	Fundamentals of School Administration	1	3	3	3	9
EDU 552	Fundamentals of Development Reading Instruction	1	0	0	3	0
EDU 561	Introduction to Computers in Education	1	14	14	3	42
EDU 600	Thesis	1	7	7	3	21
<b>St. Croix</b>						
EDU 505	Basic Research Techniques	1	17	17	3	51
EDU 506	Foundations of Guidance	1	19	19	3	57
EDU 520	Character of Exceptional Children	1	11	11	3	33
EDU 530	Independent Study	1	7	7	3	21
EDU 546	Practicum in Counseling	1	2	2	3	6
EDU 547	Fundamentals of School Administration	1	9	9	3	27
EDU 552	Fundamentals of Development Reading Instruction	1	6	6	3	18
EDU 561	Introduction to Computers in Education	1	9	9	3	27
EDU 600	Thesis	1	14	14	1	14

**Table 1.12 Graduate Degrees Conferred by Gender and Campus  
Spring 2008**

<b>Gender</b>	<b>UVI</b>	<b>St. Thomas</b>	<b>St. Croix</b>
Female	21	15	36
Male	3	2	5
<b>Total</b>	<b>24</b>	<b>17</b>	<b>41</b>