

**Nursing Division
Portfolio
AY 2008 - 2009**

Division of Nursing Fall 2008 – Spring 2009

Table of Contents

Undergraduate Enrollment

Student Enrollment

Page

Table 1.1 Enrollment by status, major, gender and campus: fall 2008	2
Table 1.2 Enrollment by campus, status and age: fall 2008	5
Table 1.3 Enrollment by status, major, gender and campus: spring 2009	6
Table 1.4 Enrollment by campus, status and age: spring 2009	7

Credit Hour Enrollment

Table 1.5 Credit hour enrollment by course, sections and average enrollment, St Thomas Campus: fall 2008	8
Table 1.6 Credit hour enrollment by course, sections and average enrollment, St Croix Campus: fall 2008	12

Degrees Awarded – Fall 2008 and Spring 2009

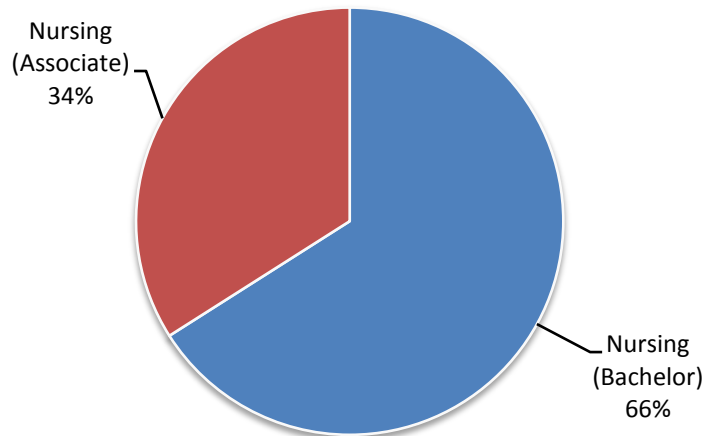
Table 1.7 Degrees conferred by major, type and campus	15
Table 1.8 Degrees conferred by honor, gender and campus	16

**Table 1.1 Enrollment* by Status, Major, Gender and Campus
Fall 2008**

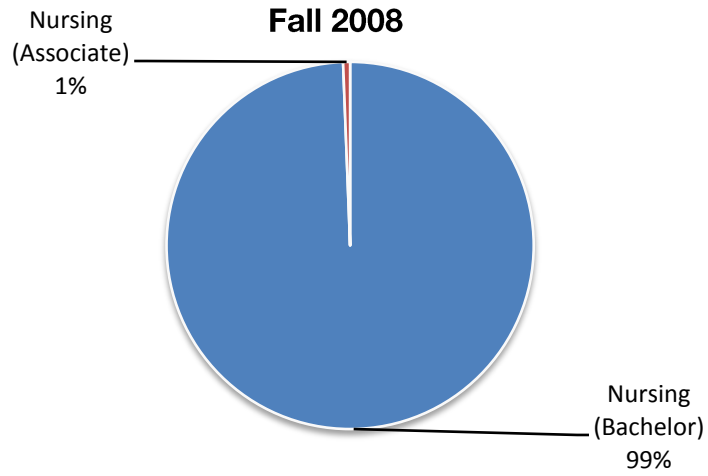
Major	All			Full-time			Part-time		
	Total	Female	Male	Total	Female	Male	Total	Female	Male
UVI									
Nursing (Bachelor)	196	188	8	144	139	5	52	49	3
Nursing (Associate)	101	91	10	52	46	6	49	45	4
All Majors	297	279	18	196	185	11	101	94	7
St. Thomas									
Nursing (Bachelor)	162	155	7	130	125	5	32	30	2
Nursing (Associate)	1	1	0	1	1	0	0	0	0
All Majors	163	156	7	131	126	5	32	30	2
St. Croix									
Nursing (Bachelor)	34	33	1	14	14	0	20	19	1
Nursing (Associate)	100	90	10	51	45	6	49	45	4
All Majors	134	123	11	65	59	6	69	64	5

*Includes all students declaring Nursing as a major; based on self-reporting by students. Currently, there is no way to access information to identify if students have met the requirements for admission into the program. Admission into the Nursing program requires the progression to sophomore standing, have a 2.0 cumulative grade point average, a minimum grade of 'C' in Principles of Chemistry for the Life Science I-II and completed "The Foundations of Nursing" course with a grade of a least a C. The previous information is based on the 2008-2009 Catalog.

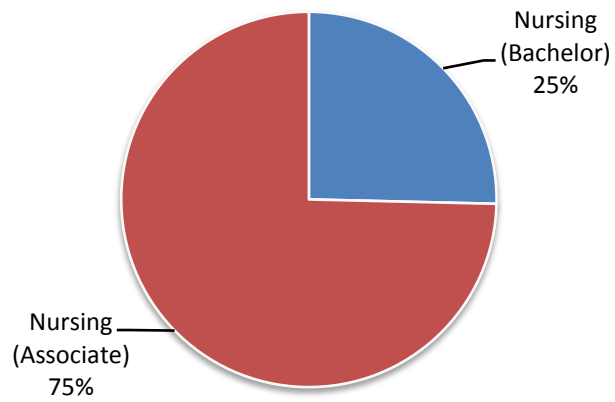
**Enrollment by Major
Fall 2008**



Enrollment by Major St Thomas Campus Fall 2008



Enrollment by Major St Croix Campus Fall 2008



**Table 1.2 Enrollment by Campus, Status and Age
Fall 2008**

Age	UVI		St. Thomas		St. Croix	
	Count	Percent	Count	Percent	Count	Percent
All						
Under 18	9	3	3	2	6	4
18-19	95	32	59	36	36	27
20-21	53	18	33	20	20	15
22-24	45	15	27	17	18	13
25-29	41	14	18	11	23	17
30-34	19	6	7	4	12	9
35-39	16	5	7	4	9	7
40-49	17	6	8	5	9	7
Over 50	2	1	1	1	1	1
Unknown	0	0	0	0	0	0
Total	297	100	163	100	134	100
Full-time						
Under 18	8	4	3	2	5	8
18-19	90	46	58	44	32	49
20-21	33	17	23	18	10	15
22-24	29	15	20	15	9	14
25-29	17	9	9	7	8	12
30-34	7	4	7	5	0	0
35-39	7	4	6	5	1	2
40-49	4	2	4	3	0	0
over 50	1	1	1	1	0	0
Unknown	0	0	0	0	0	0
Total	196	100	131	100	65	100
Part-time						
Under 18	1	1	0	0	1	1
18-19	5	5	1	3	4	6
20-21	20	20	10	31	10	14
22-24	16	16	7	22	9	13
25-29	24	24	9	28	15	22
30-34	12	12	0	0	12	17
35-39	9	9	1	3	8	12
40-49	13	13	4	13	9	13
over 50	1	1	0	0	1	1
Unknown	0	0	0	0	0	0
Total	101	100	32	100	69	100

**Table 1.3 Enrollment by Status, Major, Gender and Campus
Spring 2009**

Major	All			Full-time			Part-time		
	Total	Female	Male	Total	Female	Male	Total	Female	Male
UVI									
Nursing (Bachelor)	192	185	7	128	125	3	64	60	4
Nursing (Associate)	114	104	10	51	44	7	63	60	3
All Majors	306	289	17	179	169	10	127	120	7
St. Thomas									
Nursing (Bachelor)	160	154	6	115	112	3	45	42	3
Nursing (Associate)	2	2	0	1	1	0	1	1	0
All Majors	162	156	6	116	113	3	46	43	3
St. Croix									
Nursing (Bachelor)	32	31	1	13	13	0	19	18	1
Nursing (Associate)	112	102	10	50	43	7	62	59	3
All Majors	144	133	11	63	56	7	81	77	4

**Table 1.4 Enrollment by Campus, Status and Age
Fall 2008**

Age	UVI		St. Thomas		St. Croix	
	Count	Percent	Count	Percent	Count	Percent
All						
Under 18	0	0	0	0	0	0
18-19	61	20	33	20	28	19
20-21	65	21	41	25	24	17
22-24	59	19	44	27	15	10
25-29	48	16	18	11	30	21
30-34	26	8	11	7	15	10
35-39	17	6	5	3	12	8
40-49	26	8	9	6	17	12
Over 50	3	1	1	1	2	1
Unknown	1	0	0	0	1	1
Total	306	100	162	100	144	100
Full-time						
Under 18	0	0	0	0	0	0
18-19	56	31	30	26	26	41
20-21	48	27	34	29	14	22
22-24	40	22	31	27	9	14
25-29	17	9	9	8	8	13
30-34	6	3	6	5	0	0
35-39	4	2	3	3	1	2
40-49	7	4	2	2	5	8
over 50	1	1	1	1	0	0
Unknown	0	0	0	0	0	0
Total	179	100	116	100	63	100
Part-time						
Under 18	0	0	0	0	0	0
18-19	5	4	3	7	2	2
20-21	17	13	7	15	10	12
22-24	19	15	13	28	6	7
25-29	31	24	9	20	22	27
30-34	20	16	5	11	15	19
35-39	13	10	2	4	11	14
40-49	19	15	7	15	12	15
over 50	2	2	0	0	2	2
Unknown	1	1	0	0	1	1
Total	127	100	46	100	81	100

**Table 1.5 St. Thomas Campus
Credit Hour Enrollment by Course, Class, Sections and Average Enrollment
Fall 2008**

Course	Class	Number of Sections	Total Enrollment	Average Enrollment	Credits per Course	Total Credit Hours
FDS	Freshman Development Seminar	8	211	26	1	211
NUR 207	Human Nutrition	1	25	25	2	50
NUR 208	Fundamentals of Nursing	4	27	7	6	162
NUR 209	Health Assessment	2	28	14	2	56
NUR 308	Nursing Roles in Adult Care I	2	15	8	5	75
NUR 309	Nursing Role in Pediatric Care I	2	15	8	5	75
NUR 417	Nursing Role in Adult Care III	2	17	9	6	102
NUR 418	Nursing Role in Community Health	2	19	10	6	114
ALL		15	146	10	33	634

**Table 1.6 St. Croix Campus
Credit Hour Enrollment by Course, Class, Sections and Average Enrollment
Fall 2008**

Course	Class	Number of Sections	Total Enrollment	Average Enrollment	Credits per Course	Total Credit Hours
FDS 100	Freshmen development Seminar	6	162	27	1	162
NUR 100	Medical Technology	1	30	30	1	30
NUR 131	Nursing Skill Acquisition	1	23	23	3	69
NUR 132	Introduction to the Nurse-Client System	1	24	24	4	96
NUR 242	NCS: Adult II	2	19	10	6	114
NUR 243	NCS: Childbearing Family	2	17	9	4	68
NUR 419	Nursing Research	1	5	5	3	15
ALL		14	280	20	22	554

**Table 1.7 Degrees Conferred by Major, Type and Campus
Fall 2008 - Spring 2009**

	Associates	Bachelors	All Degrees
UVI			
Nursing	16	19	35
Total	16	19	35
St Thomas			
Nursing	0	15	15
Total	0	15	15
St Croix			
Nursing	16	4	20
Total	16	4	20

**Table 1.8 Degrees Conferred by Gender, Honor and Campus
Fall 2008 - Spring 2009**

	Female	Male	Total
UVI			
Cum Laude	6	0	6
Magna Cum Laude	2	0	2
Summa Cum Laude	0	0	0
Total	8	0	8
St. Thomas			
Cum Laude	2	0	2
Magna Cum Laude	2	0	2
Summa Cum Laude	0	0	0
Total	4	0	4
St. Croix			
Cum Laude	4	0	4
Magna Cum Laude	0	0	0
Summa Cum Laude	0	0	0
Total	4	0	4