

**School of Business
Portfolio
AY 2009 - 2010**

**School of Business
Fall 2009 – Spring 2010**

Table of Contents

Section One – Undergraduate Enrollment

Student Enrollment	Page
Table 1.1 Enrollment by status, major, gender and campus: fall 2009	2
Table 1.2 UVI enrollment by campus, status and age: fall 2009	5
Table 1.3 Enrollment by status, major, gender and campus: spring 2010	6
Table 1.4 UVI enrollment by campus, status and age: spring 2010	7
 Credit Hour Enrollment	
Table 1.5 Credit hour enrollment St Thomas Campus: fall 2009	8
Table 1.6 Credit hour enrollment St Croix Campus: fall 2009	9
 Degrees Awarded – Fall 2009 and Spring 2010	
Table 1.7 Degrees conferred by major and campus	11
Table 1.8 Degrees conferred by honor, gender and campus	12

Section Two – Graduate Enrollment

Student Enrollment

Page

Table 1.9 Enrollment by status, major, gender and campus: fall 2009

14

Table 1.10 Enrollment by gender, age and campus: fall 2009

14

Credit Hour Enrollment

Table 1.11 Credit hour enrollment by campus fall 2009

15

Degrees Awarded Fall 2009 and Spring 2010

Table 1.12 Degrees conferred by gender and campus

15

Section One

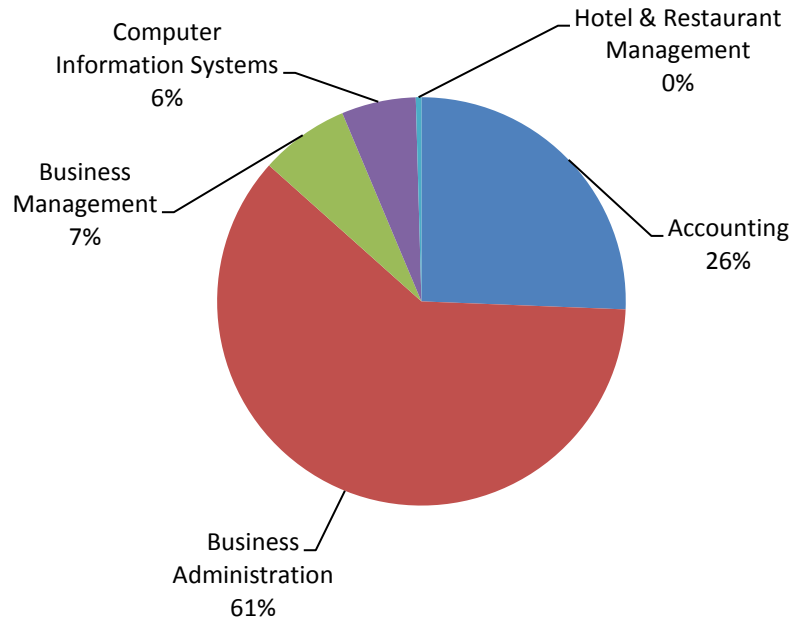
Undergraduate

Enrollment

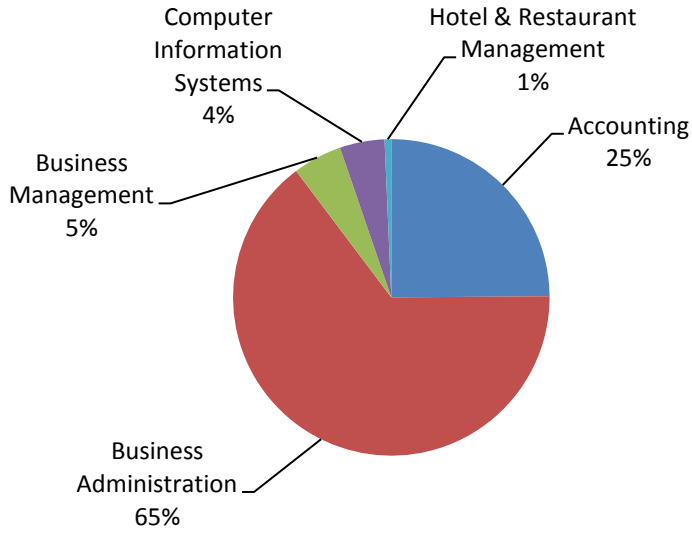
**Table 1.1 Enrollment by Status, Major, Gender and Campus
Fall 2009**

Major	All			Full-time			Part-time		
	Total	Female	Male	Total	Female	Male	Total	Female	Male
UVI									
Accounting	174	142	32	116	90	26	58	52	6
Business Administration	414	289	125	287	192	95	127	97	30
Business Management	48	40	8	21	18	3	27	22	5
Computer Information Systems	40	18	22	25	10	15	15	8	7
Hotel & Restaurant Management	3	3	0	0	0	0	3	3	0
Undecided	0	0	0	0	0	0	0	0	0
All Majors	679	492	187	449	310	139	230	182	48
St. Thomas									
Accounting	109	86	23	78	58	20	31	28	3
Business Administration	284	193	91	204	133	71	80	60	20
Business Management	22	21	1	9	9	0	13	12	1
Computer Information Systems	20	10	10	12	5	7	8	5	3
Hotel & Restaurant Management	3	3	0	0	0	0	3	3	0
Undecided	0	0	0	0	0	0	0	0	0
All Majors	438	313	125	303	205	98	135	108	27
St. Croix									
Accounting	65	56	9	38	32	6	27	24	3
Business Administration	130	96	34	83	59	24	47	37	10
Business Management	26	19	7	12	9	3	14	10	4
Computer Information Systems	20	8	12	13	5	8	7	3	4
Undecided	0	0	0	0	0	0	0	0	0
Hotel & Restaurant Management	0	0	0	0	0	0	0	0	0
All Majors	241	179	62	146	105	41	95	74	21

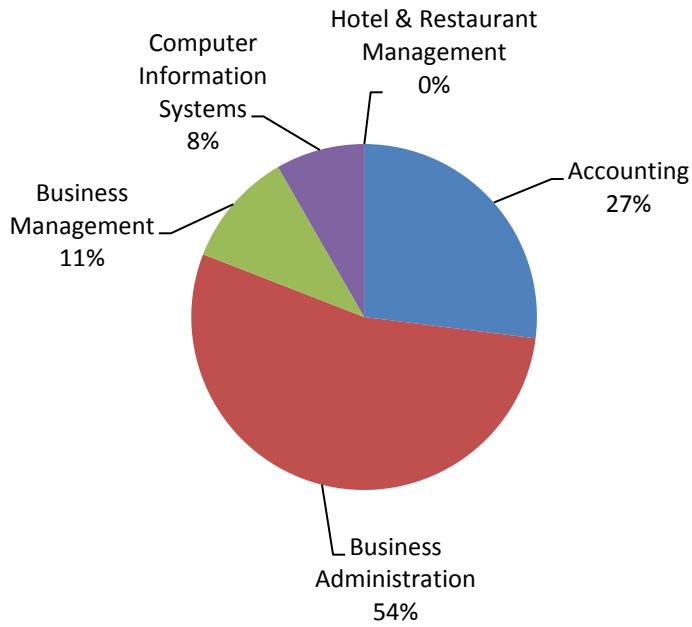
Enrollment By Major Fall 2009



**Enrollment by Major
St Thomas Campus
Fall 2009**



**Enrollment By Major
St Croix Campus
Fall 2009**



**Table 1.2 Enrollment by Campus, Age and Status
Fall 2009**

Age	UVI		St. Thomas		St. Croix	
	Count	Percent	Count	Percent	Count	Percent
All						
Under 18	31	5	16	4	15	6
18-19	124	18	77	18	47	20
20-21	156	23	101	23	55	23
22-24	132	19	95	22	37	15
25-29	93	14	61	14	32	13
30-34	44	6	31	7	13	5
35-39	34	5	20	5	14	6
40-49	40	6	25	6	15	6
Over 50	24	4	11	3	13	5
Unknown	1	0	1	0	0	0
Total	679	100	438	100	241	100
Full-time						
Under 18	31	7	16	5	15	10
18-19	113	25	70	23	43	29
20-21	126	28	86	28	40	27
22-24	92	20	70	23	22	15
25-29	49	11	32	11	17	12
30-34	15	3	12	4	3	2
35-39	13	3	10	3	3	2
40-49	8	2	6	2	2	1
over 50	2	0	1	0	1	1
Unknown	0	0	0	0	0	0
Total	449	100	303	100	146	100
Part-time						
Under 18	0	0	0	0	0	0
18-19	11	5	7	5	4	4
20-21	30	13	15	11	15	16
22-24	40	17	25	19	15	16
25-29	44	19	29	21	15	16
30-34	29	13	19	14	10	11
35-39	21	9	10	7	11	12
40-49	32	14	19	14	13	14
over 50	22	10	10	7	12	13
Unknown	1	0	1	1	0	0
Total	230	100	135	100	95	100

**Table 1.3 Enrollment by Status, Major, Gender and Campus
Spring 2010**

Major	All			Full-time			Part-time		
	Total	Female	Male	Total	Female	Male	Total	Female	Male
UVI									
Accounting	173	137	36	110	82	28	63	55	8
Business Administration	408	286	122	261	181	80	147	105	42
Business Management	53	43	10	18	15	3	35	28	7
Computer Information Systems	44	22	22	21	10	11	23	12	11
Hotel/Restaurant Management	2	1	1	0	0	0	2	1	1
Unclassified	0	0	0	0	0	0	0	0	0
All Majors	680	489	191	410	288	122	270	201	69
St. Thomas									
Accounting	102	75	27	71	50	21	31	25	6
Business Administration	283	195	88	179	119	60	104	76	28
Business Management	24	22	2	8	6	2	16	16	0
Computer Information Systems	17	9	8	7	4	3	10	5	5
Hotel/Restaurant Management	2	1	1	0	0	0	2	1	1
Unclassified	0	0	0	0	0	0	0	0	0
All Majors	428	302	126	265	179	86	163	123	40
St. Croix									
Accounting	71	62	9	39	32	7	32	30	2
Business Administration	125	91	34	82	62	20	43	29	14
Business Management	29	21	8	10	9	1	19	12	7
Computer Information Systems	27	13	14	14	6	8	13	7	6
Hotel/Restaurant Management	0	0	0	0	0	0	0	0	0
Unclassified	0	0	0	0	0	0	0	0	0
All Majors	252	187	65	145	109	36	107	78	29

**Table 1.4 Enrollment by Campus, Age and Status
Spring 2010**

Age	UVI		St. Thomas		St. Croix	
	Count	Percent	Count	Percent	Count	Percent
All						
Under 18	1	0	1	0	0	0
18-19	102	15	54	13	48	19
20-21	131	19	81	19	50	20
22-24	175	26	115	27	60	24
25-29	110	16	80	19	30	12
30-34	60	9	40	9	20	8
35-39	35	5	20	5	15	6
40-49	43	6	26	6	17	7
Over 50	22	3	10	2	12	5
Unknown	1	0	1	0	0	0
Total	680	100	428	100	252	100
Full-time						
Under 18	1	0	1	0	0	0
18-19	90	22	50	19	40	28
20-21	103	25	66	25	37	26
22-24	115	28	79	30	36	25
25-29	59	14	40	15	19	13
30-34	17	4	12	5	5	3
35-39	15	4	10	4	5	3
40-49	8	2	5	2	3	2
over 50	2	0	2	1	0	0
Unknown	0	0	0	0	0	0
Total	410	100	265	100	145	100
Part-time						
Under 18	0	0	0	0	0	0
18-19	12	4	4	2	8	7
20-21	28	10	15	9	13	12
22-24	60	22	36	22	24	22
25-29	51	19	40	25	11	10
30-34	43	16	28	17	15	14
35-39	20	7	10	6	10	9
40-49	35	13	21	13	14	13
over 50	20	7	8	5	12	11
Unknown	1	0	1	1	0	0
Total	270	100	163	100	107	100

**Table 1.5 St. Thomas Campus
by Undergraduate Course, Section, Enrollment and Credit Hours
Fall 2009**

Course	Class Description	Number of Sections	Total Enrollment	Average Enrollment	Credits per Course	Total Credit Hours
ACC 201	Financial Accounting I	2	49	25	3	147
ACC 202	Management Accounting	1	30	25	3	90
ACC 301	Intermediate Accounting II	1	25	25	3	75
ACC 310	Not-For-Profit Accounting	1	30	30	3	90
ACC 440	Cost Accounting	1	19	19	3	57
ACC 442	Auditing	1	26	26	3	78
BUS 112	Introduction to Business	2	56	28	3	168
BUS 213	Small Business Management	1	28	28	3	84
BUS 231	Principles of Marketing	2	27	14	3	81
BUS 234	Advertising & Promotional Strategy	1	23	23	3	69
BUS 241	Principles of Management	2	47	24	3	141
BUS 242	Personnel Management	1	47	47	3	141
BUS 251	Business Law	1	30	30	3	90
BUS 321	Fundamentals of Finance	2	55	28	3	165
BUS 323	Investment Analysis to Business	1	12	12	3	36
BUS 325	Statistics for Management Decisions	2	28	14	3	84
BUS 330	Production/Operation Management	1	28	28	3	84
BUS 336	Labor Management Relations	1	21	21	3	63
BUS 425	Financial Policy and Strategy	1	14	14	3	42
BUS 426	Marketing Research	1	12	12	3	36
BUS 434	Public Policy Toward Business	1	26	26	3	78
BUS 436	Business Strategy	1	17	17	3	51
BUS 474	Professional Development Seminar	2	50	25	1	50
BUS 475	Undergraduate Internship in Business	1	27	27	2	54

Continued →

**Table 1.5 St. Thomas Campus
by Undergraduate Course, Section, Enrollment and Credit Hours
Fall 2009**

Course	Class Description	Number of Sections	Total Enrollment	Average Enrollment	Credits per Course	Total Credit Hours
CIS 021	Basic Computers Concepts and Skills I	1	15	15	3	45
CIS 051	Basic Computers Concepts and Skills II	1	26	26	4	104
CIS 101	Business Software Applications	1	55	55	3	165
CIS 121	Data Management Concepts	1	3	3	3	9
CIS 210	Micro-Computer Business Software	1	24	24	3	72
CIS 270	Computer Systems Development	1	8	8	3	24
CIS 310	Advance Databases & Spreadsheets	1	17	17	3	51
ALL		38	875	23	91	2524

**Table 1.6 St. Croix Campus
by Undergraduate Course, Section, Enrollment and Credit Hours
Fall 2009**

Course	Class Description	Number of Sections	Total Enrollment	Average Enrollment	Credits per Course	Total Credit Hours
ACC 201	Financial Accounting I	1	25	25	3	75
ACC 202	Management Accounting	1	10	25	3	30
ACC 301	Intermediate Accounting II	1	10	10	3	30
ACC 310	Not-For-Profit Accounting	1	12	12	3	36
ACC 440	Cost Accounting	1	24	24	3	72
ACC 442	Auditing	1	18	18	3	54
BUS 112	Introduction to Business	2	24	12	3	72
BUS 213	Small Business Management	1	22	22	3	66
BUS 224	Business Communication	1	17	17	3	51
BUS 231	Principles of Marketing	2	19	10	3	57
BUS 234	Advertising & Promotional Strategy	1	16	16	3	48
BUS 241	Principles of Management	2	10	5	3	30
BUS 242	Personnel Management	1	16	16	3	48
BUS 251	Business Law	1	18	18	3	54
BUS 321	Fundamentals of Finance	2	20	10	3	60
BUS 325	Statistics for Management Decisions	2	5	3	3	15
BUS 330	Production/Operation Management	1	8	8	3	24
BUS 336	Labor Management Relations	1	8	8	3	24

Continued →

**Table 1.6 St. Croix Campus
by Undergraduate Course, Section, Enrollment and Credit Hours
Fall 2009**

Course	Class Description	Number of Sections	Total Enrollment	Average Enrollment	Credits per Course	Total Credit Hours
BUS 426	Marketing Research	1	4	4	3	12
BUS 434	Public Policy Toward Business	1	6	6	3	18
BUS 436	Business Strategy	1	7	7	3	21
BUS 474	Professional Development Seminar	2	20	10	1	20
BUS 475	Undergraduate Internship in Business	1	27	27	2	54
CIS 021	Basic Computers Concepts and Skills I	1	16	16	3	48
CIS 051	Basic Computers Concepts and Skills II	1	10	10	4	40
CIS 101	Business Software Applications	1	45	45	3	135
CIS 121	Data Management Concepts	1	2	2	3	6
CIS 210	Micro-Computer Business Software	1	13	13	3	39
CIS 270	Computer Systems Development	1	2	2	3	6
CIS 310	Advance Databases & Spreadsheets	1	7	7	3	21
ALL		35	434	12	85	1245

**Table 1.7 Degrees Conferred by Major and Campus
Fall 2009 - Spring 2010**

	Associates	Bachelors	All Degrees
UVI			
Accounting	3	46	49
Business Administration	*	79	79
Business Management	18	*	18
Computer Information Systems	8	*	8
Hotel/Restaurant Management	1	*	1
Total	30	125	155
St Thomas			
Accounting	2	35	37
Business Administration	*	60	60
Business Management	12	*	12
Computer Information Systems	6	*	6
Hotel/Restaurant Management	1	*	1
Total	21	95	116
St Croix			
Accounting	1	11	12
Business Administration	*	19	19
Business Management	6	*	6
Computer Information Systems	2	*	2
Hotel/Restaurant Management	0	*	0
Total	9	30	39

• Degree not offered

**Table 1.8 Degrees Conferred by Gender, Honors and Campus
Fall 2009 - Spring 2010**

	Female	Male	Total
UVI			
Cum Laude	15	10	25
Magna Cum Laude	14	4	18
Summa Cum Laude	7	8	15
Total	36	22	58
St. Thomas			
Cum Laude	14	4	18
Magna Cum Laude	10	3	13
Summa Cum Laude	6	6	12
Total	30	13	43
St. Croix			
Cum Laude	1	6	7
Magna Cum Laude	4	1	5
Summa Cum Laude	1	2	3
Total	6	9	15

Section Two
Graduate
Enrollment

**Table 1.9 Graduate Enrollment by Status, Major, Gender and Campus
Fall 2009**

Major	All			Full-time			Part-time		
	Total	Female	Male	Total	Female	Male	Total	Female	Male
UVI									
Business Administration	22	18	4	12	9	3	10	9	1
Public Administration	13	10	3	1	1	0	12	9	3
Total	35	28	7	13	10	3	22	18	4
St. Thomas									
Business Administration	17	14	3	9	6	3	8	8	0
Public Administration	9	7	2	1	1	0	8	6	2
Total	26	21	5	10	7	3	16	14	2
St. Croix									
Business Administration	5	4	1	3	3	0	2	1	1
Public Administration	4	3	1	0	0	0	4	3	1
Total	9	7	2	3	3	0	6	4	2

**Table 1.10 Graduate Enrollment by Campus, Age and Gender
Fall 2009**

Age Group	UVI			St. Thomas			St. Croix		
	Total	Female	Male	Total	Female	Male	Total	Female	Male
Under 22	0	0	0	0	0	0	0	0	0
22-24	3	3	0	3	3	0	0	0	0
25-29	6	5	1	4	4	0	2	1	1
30-34	8	6	2	5	3	2	3	3	0
35-39	4	4	0	2	2	0	2	2	0
40-49	10	8	2	9	7	2	1	1	0
Over 50	4	2	2	3	2	1	1	0	1
Total	35	28	7	26	21	5	9	7	2

**Table 1.11 Graduate Courses
by Campus, Course, Section, Enrollment and Credit Hours
Fall 2009**

Course	Class Description	St. Thomas				
		Number of Sections	Total Enrollment	Average Enrollment	Credits per Course	Total Credit Hours
BUS 520	Administration Theories and Practices	1	14	14	3	42
BUS 521	Quantitative Methods in the Decision Science	1	9	9	3	27
BUS 522	Financial administration	1	11	11	3	33
BUS 534	International Business	1	17	17	3	51
PUA 520	Administration Theories and Practices	1	5	5	3	15
PUA 527	Administrative Law	1	5	5	3	15
PUA 531	Group Processes and Leadership	1	11	11	3	33
PUA 532	Government, Business and Society	1	5	5	3	15
PUA 536	Selected Topics in Public Administration	1	6	6	3	18
		St. Croix				
BUS 520	Administration Theories and Practices	1	6	6	3	18
BUS 521	Quantitative Methods in the Decision Science	1	2	2	3	6
BUS 522	Financial administration	1	4	4	3	12
BUS 534	International Business	1	5	5	3	15
BUS 520	Administration Theories and Practices	1	6	6	3	18
PUA 527	Administrative Law	1	1	1	3	3
PUA 531	Group Processes and Leadership	1	3	3	3	9
PUA 532	Government, Business and Society	1	2	2	3	6

**Table 1.12 Graduate Degrees Conferred by Campus and Gender
Fall 2009 - Spring 2010**

Gender	UVI	St. Thomas	St. Croix
Female	21	15	6
Male	5	3	2
Total	26	18	8