

College of Liberal Arts and
Social Sciences Portfolio
AY 2010 - 2011

**College of Liberal Arts and Social Sciences
Fall 2010 – Spring 2011**

Table of Contents

Section One – Undergraduate Enrollment

Student Enrollment	Page
Table 1.1 Enrollment by status, major, gender and campus: fall 2010	2
Table 1.2 UVI enrollment by campus, status and age: fall 2010	5
Table 1.3 Enrollment by status, major, gender and campus: spring 2011	6
Table 1.4 UVI enrollment by campus, status and age: spring 2011	7
Credit Hour Enrollment	
Table 1.5 Credit hour enrollment by course, sections and average enrollment, St Thomas Campus: fall 2010	8
Table 1.6 Credit hour enrollment by course, sections and average enrollment, St Croix Campus: fall 2010	12
Degrees Awarded – Fall 2010 and Spring 2011	
Table 1.7 Degrees conferred by major and campus	15
Table 1.8 Degrees conferred by honor, gender and campus	16

Section Two – Graduate Enrollment

Student Enrollment

Page

Table 1.9 Enrollment by status, major, gender and campus: fall 2010

18

Table 1.10 Enrollment by gender, age and campus: fall 2010

18

Credit Hour Enrollment

Table 1.11 Credit hour enrollment by campus: fall 2010

19

Degrees Awarded Fall 2010 and Spring 2011

Table 1.12 Degrees conferred by gender and campus

19

Section One

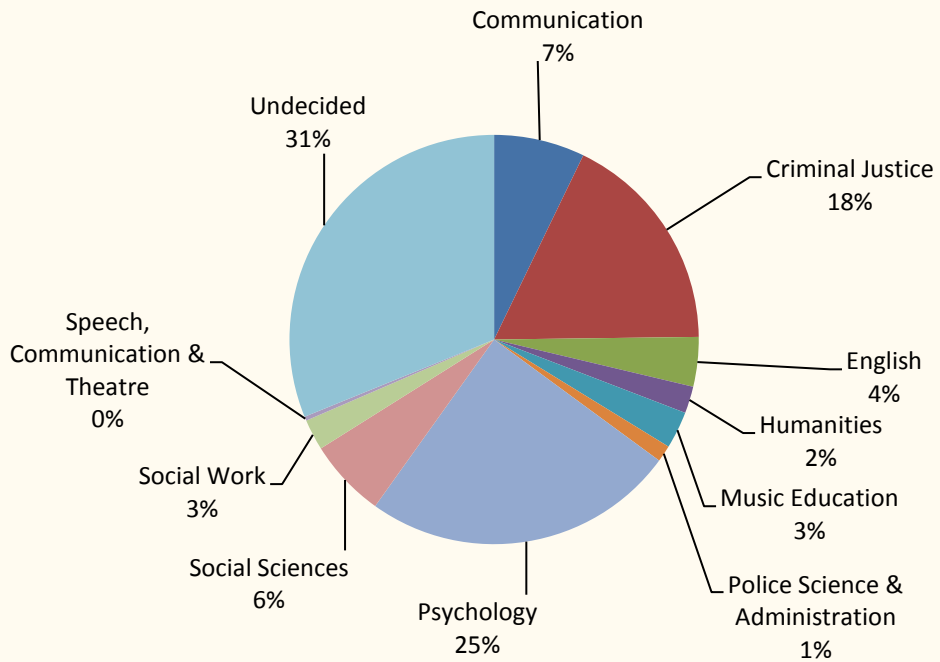
Undergraduate

Enrollment

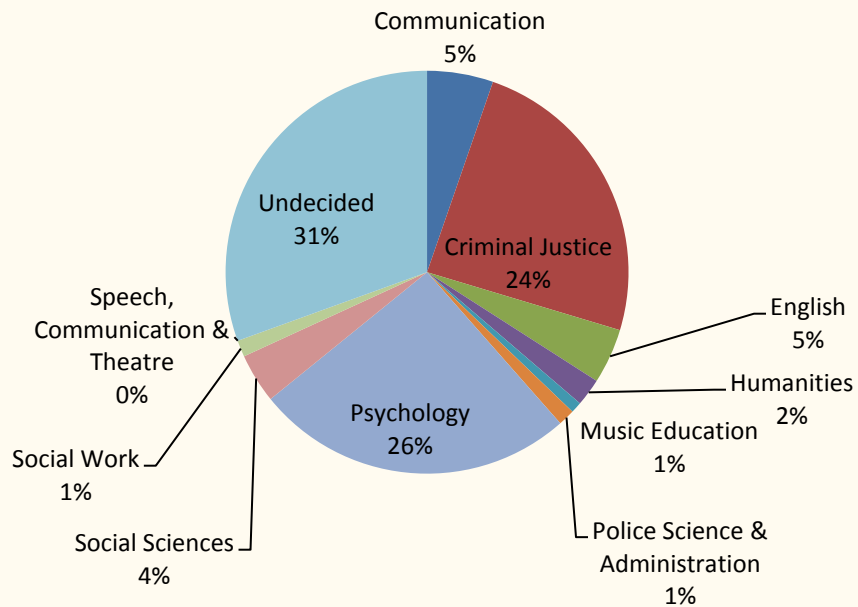
**Table 1.1 Enrollment by Status, Major, Gender and Campus
Fall 2010**

Major	All			Full-time			Part-time		
	Total	Female	Male	Total	Female	Male	Total	Female	Male
UVI									
Communication	44	33	11	34	27	7	10	6	4
Criminal Justice	108	82	26	77	58	19	31	24	7
English	24	22	2	15	14	1	9	8	1
Humanities	13	9	4	9	6	3	4	3	1
Music Education	18	8	10	15	7	8	3	1	2
Police Science & Administration	8	5	3	4	4	0	4	1	3
Psychology	152	120	32	110	83	27	42	37	5
Social Sciences	38	34	4	23	20	3	15	14	1
Social Work	15	14	1	9	8	1	6	6	0
Speech, Communication & Theatre	2	1	1	1	0	1	1	1	0
Undecided	191	118	73	132	82	50	59	36	23
All Majors	613	446	167	429	309	120	184	137	47
St. Thomas									
Communication	32	24	8	24	20	4	8	4	4
Criminal Justice	53	40	13	37	27	10	16	13	3
English	14	13	1	8	8	0	6	5	1
Humanities	8	5	3	7	5	2	1	0	1
Music Education	16	7	9	13	6	7	3	1	2
Police Science & Administration	5	2	3	2	2	0	3	0	3
Psychology	94	77	17	67	53	14	27	24	3
Social Sciences	29	27	2	17	16	1	12	11	1
Social Work	12	12	0	7	7	0	5	5	0
Speech, Communication & Theatre	2	1	1	1	0	1	1	1	0
Undecided	122	74	48	92	55	37	30	19	11
All Majors	387	282	105	275	199	76	112	83	29
St. Croix									
Communication	12	9	3	10	7	3	2	2	0
Criminal Justice	55	42	13	40	31	9	15	11	4
English	10	9	1	7	6	1	3	3	0
Humanities	5	4	1	2	1	1	3	3	0
Music Education	2	1	1	2	1	1	0	0	0
Police Science & Administration	3	3	0	2	2	0	1	1	0
Psychology	58	43	15	43	30	13	15	13	2
Social Sciences	9	7	2	6	4	2	3	3	0
Social Work	3	2	1	2	1	1	1	1	0
Speech, Communication & Theatre	0	0	0	0	0	0	0	0	0
Undecided	69	44	25	40	27	13	29	17	12
All Majors	226	164	62	154	110	44	72	54	18

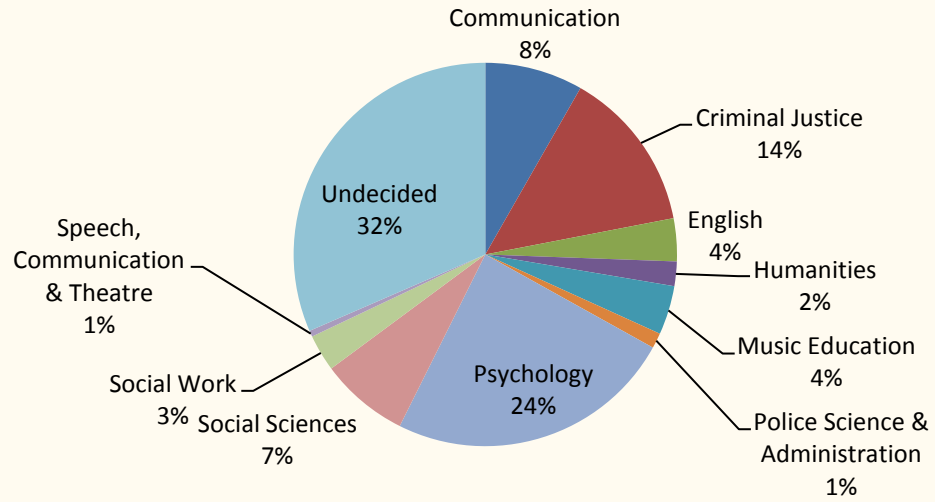
Enrollment by Major Fall 2010



Enrollment by Major St Croix Campus Fall 2010



**Enrollment by Major
St Thomas Campus
Fall 2010**



**Table 1.2 Enrollment by Campus, Age and Status
Fall 2010**

Age	UVI		St. Thomas		St. Croix	
	Count	Percent	Count	Percent	Count	Percent
All						
Under 18	38	6%	21	5%	17	8%
18-19	200	33%	126	33%	74	33%
20-21	123	20%	72	19%	51	23%
22-24	89	15%	63	16%	26	12%
25-29	74	12%	54	14%	20	9%
30-34	29	5%	19	5%	10	4%
35-39	20	3%	15	4%	5	2%
40-49	28	5%	14	4%	14	6%
Over 50	12	2%	3	1%	9	4%
Unknown	0	0%	0	0%	0	0%
Total	613	100%	387	100%	226	100%
FULL-TIME						
Under 18	36	8%	20	7%	16	10%
18-19	178	41%	112	41%	66	43%
20-21	99	23%	60	22%	39	25%
22-24	55	13%	41	15%	14	9%
25-29	35	8%	25	9%	10	6%
30-34	10	2%	8	3%	2	1%
35-39	8	2%	7	3%	1	1%
40-49	5	1%	2	1%	3	2%
over 50	3	1%	0	0%	3	2%
Unknown	0	0%	0	0%	0	0%
Total	429	100%	275	100%	154	100%
PART-TIME						
Under 18	2	1%	1	1%	1	1%
18-19	22	12%	14	13%	8	11%
20-21	24	13%	12	11%	12	17%
22-24	34	18%	22	20%	12	17%
25-29	39	21%	29	26%	10	14%
30-34	19	10%	11	10%	8	11%
35-39	12	7%	8	7%	4	6%
40-49	23	13%	12	11%	11	15%
over 50	9	5%	3	3%	6	8%
Unknown	0	0%	0	0%	0	0%
Total	184	100%	112	100%	72	100%

**Table 1.3 Enrollment by Status, Major, Gender and Campus
Spring 2011**

Major	All			Full-time			Part-time		
	Total	Female	Male	Total	Female	Male	Total	Female	Male
UVI									
Communication	43	34	9	32	25	7	11	9	2
Criminal Justice	106	76	30	70	50	20	36	26	10
English	27	24	3	14	12	2	13	12	1
Humanities	12	8	4	7	4	3	5	4	1
Music Education	19	7	12	13	4	9	6	3	3
Police Science & Admin	4	3	1	2	2	0	2	1	1
Psychology	148	117	31	105	85	20	43	32	11
Social Sciences	33	29	4	18	16	2	15	13	2
Social Work	21	19	2	11	10	1	10	9	1
Speech Communication & Theatre	4	3	1	1	0	1	3	3	0
Undecided	165	96	69	87	50	37	78	46	32
All Majors	582	416	166	360	258	102	222	158	64
St. Thomas									
Communication	30	24	6	22	18	4	8	6	2
Criminal Justice	51	36	15	34	23	11	17	13	4
English	16	15	1	10	10	0	6	5	1
Humanities	7	4	3	5	3	2	2	1	1
Music Education	16	5	11	12	4	8	4	1	3
Police Science & Admin	3	2	1	1	1	0	2	1	1
Psychology	93	74	19	67	57	10	26	17	9
Social Sciences	25	22	3	13	11	2	12	11	1
Social Work	19	17	2	10	9	1	9	8	1
Speech Communication & Theatre	4	3	1	1	0	1	3	3	0
Undecided	100	57	43	61	34	27	39	23	16
All Majors	364	259	105	236	170	66	128	89	39
St. Croix									
Communication	13	10	3	10	7	3	3	3	0
Criminal Justice	55	40	15	36	27	9	19	13	6
English	11	9	2	4	2	2	7	7	0
Humanities	5	4	1	2	1	1	3	3	0
Music Education	3	2	1	1	0	1	2	2	0
Police Science & Admin	1	1	0	1	1	0	0	0	0
Psychology	55	43	12	38	28	10	17	15	2
Social Sciences	8	7	1	5	5	0	3	2	1
Social Work	2	2	0	1	1	0	1	1	0
Speech Communication & Theatre	0	0	0	0	0	0	0	0	0
Undecided	65	39	26	26	16	10	39	23	16
All Majors	218	157	61	124	88	36	94	69	25

**Table 1.4 Enrollment by Campus, Age and Status
Spring 2010**

Age	UVI		St. Thomas		St. Croix	
	Count	Percent	Count	Percent	Count	Percent
All						
Under 18	4	1%	2	1%	2	1%
18-19	112	19%	56	15%	56	26%
20-21	181	31%	124	34%	57	26%
22-24	102	18%	60	16%	42	19%
25-29	82	14%	59	16%	23	11%
30-34	26	4%	18	5%	8	4%
35-39	24	4%	13	4%	11	5%
40-49	30	5%	20	5%	10	5%
Over 50	21	4%	12	3%	9	4%
Unknown	0	0%	0	0%	0	0%
Total	582	100%	364	100%	218	100%
FULL-TIME						
Under 18	3	1%	1	0%	2	2%
18-19	90	25%	48	20%	42	34%
20-21	143	40%	100	42%	43	35%
22-24	60	17%	38	16%	22	18%
25-29	37	10%	28	12%	9	7%
30-34	12	3%	10	4%	2	2%
35-39	6	2%	5	2%	1	1%
40-49	7	2%	5	2%	2	2%
over 50	2	1%	1	0%	1	1%
Unknown	0	0%	0	0%	0	0%
Total	360	100%	236	100%	124	100%
PART-TIME						
Under 18	1	0%	1	1%	0	0%
18-19	22	10%	8	6%	14	15%
20-21	38	17%	24	19%	14	15%
22-24	42	19%	22	17%	20	21%
25-29	45	20%	31	24%	14	15%
30-34	14	6%	8	6%	6	6%
35-39	18	8%	8	6%	10	11%
40-49	23	10%	15	12%	8	9%
over 50	19	9%	11	9%	8	9%
Unknown	0	0%	0	0%	0	0%
Total	222	100%	128	100%	94	100%

**Table 1.5 St. Thomas Campus
Credit Hour Enrollment by Course, Class, Sections and Average Enrollment
Fall 2010**

Course	Class	Number of Sections	Total Enrollment	Average Enrollment	Credits per Course	Total Credit Hours
ART 125	Survey of World Art	1	21	21	3	63
CJU 110	Intro to Criminal Justice	2	20	10	3	60
CJU 121	Administration of Justice	1	12	12	3	36
CJU 221	Contemporary Corrections	1	5	5	3	15
CJU 320	Drugs and Crime	1	9	9	3	27
COM 110	Introduction to Communication	1	10	10	3	30
COM 119	Interpersonal Comm. Leadership Skills	4	107	27	3	321
COM 120	Public Speaking	4	76	19	3	228
COM 200	Journalism Workshop	1	6	6	1	6
COM 308	Newswriting I	1	2	2	3	6
COM 325	Web Publishing	1	11	11	4	44
COM 340	Broadcast Communication II	1	6	6	4	24
COM 404	Pro. Internship Mass Comm.	1	6	6	3	18
COM 430	Computer-Mediated Comm. II	1	9	9	3	27
COM 465	Selected Topics: Exploring Film	1	8	8	3	24
ECO 221	Intro to Macro-Economics	2	39	20	3	117
ECO 222	Intro to Micro-Economics	2	33	17	3	99
ENG 051	Functional Writing	1	12	12	3	36
ENG 100	Writing across the Curriculum	9	153	17	1	153
ENG 101	Reading in the Content Area	7	155	22	1	155
ENG 120	English Composition	8	151	19	3	453
ENG 201	Research and Applied Writing	5	109	22	3	327
ENG 261	World Literature I	2	52	26	3	156
ENG 262	World Literature II	3	48	16	3	144
ENG 302	Intermediate Fiction Writing	1	2	2	3	6
ENG 321	British Literature I	1	10	10	3	30
ENG 344	Advanced Writing	1	1	1	3	3
ENG 345	History of the English Language	1	7	7	3	21
ENG 361	American Literature	1	10	10	3	30
ENG 433	Major Caribbean Author	1	1	1	3	3
ENG 465	Selected Topics: Exploring Film	1	4	4	3	12
ESL 101	English As A Second Language	1	5	5	3	15

Continued →

Table 1.5 St. Thomas Campus
Credit Hour Enrollment by Course, Class, Sections and Average Enrollment
Fall 2010

Course	Class	Number of Sections	Total Enrollment	Average Enrollment	Credits per Course	Total Credit Hours
FRE 131	Functional Elem French I	1	21	21	4	84
FRE 132	Functional Elem French II	1	8	8	4	32
FRE 231	Intermediate French	2	14	7	4	56
GOG 232	Geography of the Caribbean	1	13	13	3	39
HIS 181	World Civilizations	1	15	15	3	45
HIS 182	World Civilizations	1	11	11	3	33
HIS 320	History of the U S	1	10	10	3	30
HIS 330	US - Caribbean Relations	1	9	9	3	27
HIS 341	Caribbean History	1	5	5	3	15
HIS 342	History of the VI	1	18	18	3	54
HIS 350	Latin America Since Independence	1	6	6	3	18
HUM 115	Introduction to Humanities	3	75	25	3	225
HUM 497	Sr. Humanities Seminar I	1	10	10	1	10
HUM 498	Sr. Humanities Seminar II	1	1	1	1	1
MSL 101	Foundations of Officership	2	18	9	1	18
MSL 201	Individual Leadership Studies	2	9	5	2	18
MSL 301	Leadership and Problem Solving	1	4	4	3	12
MUE 311	Conducting Techniques	1	3	3	3	9
MUE 321	Brass & Percussion Methods	1	4	4	2	8
MUE 411	Teaching Music Sec Schools	1	4	4	3	12
MUE 412	Student Teaching & Seminar in Music	1	1	1	6	6
MUS 101	Sight Singing/Ear Training I	1	5	5	2	10
MUS 103	Music Theory I	1	4	4	3	12
MUS 124	Intro To Music	1	10	10	3	30
MUS 132	Concert Band	1	7	7	1	7
MUS 133	Jazz Ensemble	1	2	2	1	2
MUS 134	Steel Pan Ensemble	1	8	8	1	8
MUS 140	Class Steel Pan	1	8	8	1	8
MUS 161	Applied Music	5	20	4	2	40
MUS 162	Applied Music	3	4	1	2	8

Continued →

**Table 1.5 St. Thomas Campus
Credit Hour Enrollment by Course, Class, Sections and Average Enrollment
Fall 2010**

Course	Class	Number of Sections	Total Enrollment	Average Enrollment	Credits per Course	Total Credit Hours
MUS 173	Secondary Piano I	1	3	3	1	3
MUS 174	Secondary Piano II	1	2	2	1	2
MUS 175	Secondary Voice I	1	1	1	1	1
MUS 176	Secondary Voice II	1	1	1	1	1
MUS 178	Secondary Brass II	1	1	1	1	1
MUS 179	Secondary Woodwind I	1	3	3	1	3
MUS 186	Secondary Percussion II	1	1	1	1	1
MUS 201	Music Theory III	1	3	3	3	9
MUS 206	Music History & Literature	1	4	4	3	12
MUS 242	Concert Choir	1	10	10	1	10
MUS 261	Applied Music	3	11	4	2	22
MUS 262	Applied Music	3	4	1	2	8
MUS 274	Secondary Piano IV	1	3	3	1	3
MUS 302	Form & Analysis	1	5	5	2	10
MUS 361	Applied Music -	4	7	2	2	14
MUS 362	Applied Music -	2	4	2	2	8
MUS 461	Applied Music -	1	1	1	2	2
MUS 462	Applied Music	1	2	2	2	4
PHI 200	Critical Thinking	3	69	23	3	207
POL 120	Intro to Political Science	1	4	4	3	12
POL 340	Caribbean Government & Politics	1	5	5	3	15
PSY 120	General Psychology	3	59	20	3	177
PSY 202	Life Span Development	2	37	19	3	111
PSY 223	Social Psychology	1	25	25	3	75
PSY 321	Child Development	1	19	19	3	57
PSY 325	Adolescent Development	1	10	10	3	30
PSY 434	Abnormal Psychology	1	10	10	3	30
PSY 440	Applied Research Methods	1	19	19	3	57
PSY 465	Health Disparities	1	5	5	3	15
PSY 503	Classic & Contemporary Approaches to Personality	1	8	8	3	24
PSY 520	Human Growth & Development	1	10	11	3	30
PSY 550	Drugs and Human Behavior	1	7	11	3	21
PUA 527	Administrative Law	1	11	11	3	33

Continued →[]

**Table 1.5 St. Thomas Campus
Credit Hour Enrollment by Course, Class, Sections and Average Enrollment
Fall 2010**

Course	Class	Number of Sections	Total Enrollment	Average Enrollment	Credits per Course	Total Credit Hours
PUA 533	Personnel Administration	1	18	18	3	54
PUA 534	Budget Management	1	11	11	3	33
PUA 536	Select Topics In Public Admin	1	9	9	3	27
RCA 021	Reading in the Content Areas	7	155	22	3	465
SOC 121	Intro To Sociology	2	45	23	3	135
SOC 224	Introduction to Social Welfare	1	5	5	3	15
SOC 236	Marriage & The Family	1	19	19	3	57
SOC 345	Race & Ethnic Relations	1	11	11	3	33
SPA 131	Functional Elem Spanish I	6	115	19	4	460
SPA 132	Functional Elem Spanish II	4	71	18	4	284
SPA 231	Intermediate Spanish	3	64	21	4	256
SPA 305	Oral Spanish	1	6	6	3	18
SSC 100	An Intro Social Science: A Caribbean Focus	10	209	21	3	627
SSC 327	Quant Research Methods I	2	24	12	4	96
SSC 497	Soc Science Senior Seminar I	1	33	33	1	33
SWK 224	Introduction to Social Welfare	1	4	4	3	12
SWK 325	Soc Welfare as a Soc Institution	1	2	2	3	6
SWK 331	Social Work Methods I	1	2	2	3	6
SWK 425	Social Work Methods III	1	2	2	3	6
SWK 427	Field Instruction & Seminar II	1	2	2	6	12
THE 211	Theatre Production	1	18	18	1	18
THE 212	Theatre Production	1	2	2	1	2
THE 312	Directing Stage Productions	1	1	1	3	3
THE 411	Creating Theatre	1	27	27	3	81
WAC 011	Writing across the Curriculum	9	153	17	3	459
ALL		216	2799	13	319	7772

**Table 1.6 St. Croix Campus
Credit Hour Enrollment by Course, Class, Sections and Average Enrollment
Fall 2010**

Course	Class	Number of Sections	Total Enrollment	Average Enrollment	Credits per Course	Total Credit Hours
ART 117	Basic Design	1	10	10	3	30
CJU 110	Intro to Criminal Justice	1	14	14	3	42
CJU 121	Administration of Justice	1	12	12	3	36
CJU 221	Contemporary Corrections	1	10	10	3	30
CJU 320	Drugs and Crime	1	3	3	3	9
COM 110	Introduction to Communication	1	10	10	3	30
COM 119	Interpersonal Comm. Leadership Skills	4	93	23	3	279
COM 120	Public Speaking	2	32	16	3	96
COM 200	Journalism Workshop	1	5	5	1	5
COM 308	Newswriting I	1	4	4	3	12
COM 312	Feature Writing	1	1	1	3	3
COM 325	Web Publishing	1	3	3	4	12
COM 340	Broadcast Communication II	1	2	2	4	8
COM 404	Pro. Internship Mass Comm.	1	1	1	3	3
COM 430	Computer-Mediated Comm. II	1	3	3	3	9
COM 465	Selected Topics: Exploring Film	1	5	5	3	15
ECO 221	Intro to Macro-Economics	1	18	18	3	54
ECO 222	Intro to Micro-Economics	1	14	14	3	42
ENG 051	Functional Writing	1	12	12	3	36
ENG 100	Writing across the Curriculum	6	111	19	1	111
ENG 101	Reading in the Content Area	7	138	20	1	138
ENG 120	English Composition	4	80	20	3	240
ENG 200	Journalism Workshop	1	1	1	1	1
ENG 201	Research and Applied Writing	4	73	18	3	219
ENG 261	World Literature I	2	28	14	3	84
ENG 262	World Literature II	2	37	19	3	111
ENG 302	Intermediate Fiction Writing	1	2	2	3	6
ENG 308	Newswriting I	1	3	3	3	9
ENG 312	Feature Writing	1	1	1	3	3
ENG 321	British Literature I	1	4	4	3	12
ENG 345	History of the English Language	1	6	6	3	18
ENG 361	American Literature	1	6	6	3	18
ENG 433	Major Caribbean Author	1	3	3	3	9
ENG 465	Selected Topics: Exploring Film	1	1	1	3	3

Continued →

**Table 1.6 St. Croix Campus
Credit Hour Enrollment by Course, Class, Sections and Average Enrollment
Fall 2010**

Course	Class	Number of Sections	Total Enrollment	Average Enrollment	Credits per Course	Total Credit Hours
FRE 132	Functional Elem French II	1	5	5	4	20
FRE 231	Intermediate French	1	7	7	4	28
HIS 181	World Civilizations	1	13	13	3	39
HIS 320	History of the U S	1	18	18	3	54
HIS 330	US - Caribbean Relations	1	10	10	3	30
HIS 341	Caribbean History	1	9	9	3	27
HIS 342	History of the VI	1	23	23	3	69
HIS 350	Latin America Since Independence	1	3	3	3	9
HUM 115	Introduction to Humanities	2	41	21	3	123
HUM 497	Sr. Humanities Seminar I	1	6	6	1	6
MSL 101	Foundations of Officership	1	12	12	1	12
MSL 201	Individual Leadership Studies	1	4	4	2	8
MSL 301	Leadership and Problem Solving	1	1	1	3	3
MSL 401	Leadership and Management	1	2	2	3	6
PHI 200	Critical Thinking	2	36	18	3	108
POL 120	Intro to Political Science	1	14	14	3	42
POL 340	Caribbean Government & Politics	1	6	6	3	18
PSY 120	General Psychology	3	58	19	3	174
PSY 202	Life Span Development	1	16	16	3	48
PSY 203	Intro To Personality	1	15	15	3	45
PSY 304	Cognitive Psychology	1	13	13	3	39
PSY 312	Psychology of Learning	1	13	13	3	39
PSY 322	Adult Development	1	9	9	3	27
PSY 433	Intro to Counseling & Psychotherapy	1	2	2	3	6
PSY 440	Applied Research Methods	1	9	9	3	27
PSY 465	Health Disparities	1	3	3	3	9
PSY 503	Classic & Contemporary Approaches to Personality	1	12	12	3	36
PSY 520	Human Growth & Development	1	11	11	3	33
PSY 550	Drugs and Human Behavior	1	9	9	3	27
PUA 527	Administrative Law	1	3	3	3	9

Continued →

Table 1.6 St. Croix Campus
Credit Hour Enrollment by Course, Class, Sections and Average Enrollment
Fall 2010

Course	Class	Number of Sections	Total Enrollment	Average Enrollment	Credits per Course	Total Credit Hours
PUA 533	Personnel Administration	1	4	4	3	12
PUA 534	Budget Management	1	2	2	3	6
PUA 536	Select Topics In Public Admin	1	5	5	3	15
RCA 021	Reading in the Content Areas	7	138	20	3	414
SOC 224	Introduction to Social Welfare	1	6	6	3	18
SPA 131	Functional Elem Spanish I	5	89	18	4	356
SPA 132	Functional Elem Spanish II	3	35	12	4	140
SPA 231	Intermediate Spanish	2	18	9	4	72
SSC 100	An Intro Social Science: A Caribbean Focus	8	194	24	3	582
SSC 327	Quant Research Methods I	1	12	12	4	48
SSC 497	Soc Science Senior Seminar I	1	10	10	1	10
SWK 224	Introduction to Social Welfare	1	1	1	3	3
WAC 011	Writing across the Curriculum	6	111	19	3	333
ALL		129	1754	14	224	4863

**Table 1.7 Degrees Conferred by Major, Type and Campus
Fall 2010 - Spring 2011**

	Associates	Bachelors	All Degrees
UVI			
Communication	*	8	8
Criminal Justice	9	*	9
English	0	1	1
Humanities	0	2	2
Music Education	0	2	2
Police Science and Administration	1	*	1
Psychology	*	20	20
Social Sciences	*	9	9
Social Work	*	2	2
Speech, Communication and Theater	*	0	0
Public Administration	*	0	0
Total	10	44	54
St Thomas			
Communication	0	6	6
Criminal Justice	5	0	5
English	0	0	0
Humanities	0	2	2
Music Education	0	2	2
Police Science and Administration	1	0	1
Psychology	0	15	15
Social Sciences	0	6	6
Social Work	0	2	2
Speech, Communication and Theater	0	0	0
Public Administration	0	0	0
Total	6	33	39
St Croix			
Communication	0	2	2
Criminal Justice	4	0	4
English	0	1	1
Humanities	0	0	0
Police Science and Administration	0	0	0
Psychology	0	5	5
Sociology	0	3	3
Social Work	0	0	0
Public Administration	0	0	0
Total	4	11	15

• Degree not offered

**Table 1.8 Degrees Conferred by Gender, Honor and Campus
Fall 2010 - Spring 2011**

	Female	Male	Total
UVI			
Cum Laude	8	2	10
Magna Cum Laude	4	1	5
Summa Cum Laude	6	2	8
Total	18	5	23
St. Thomas			
Cum Laude	5	0	5
Magna Cum Laude	2	1	3
Summa Cum Laude	5	2	7
Total	12	3	15
St. Croix			
Cum Laude	3	2	5
Magna Cum Laude	2	0	2
Summa Cum Laude	1	0	1
Total	6	2	8

Section Two
Graduate
Enrollment

**Table 1.9 Enrollment by Status, Major, Gender and Campus
Fall 2010**

Major	All			Full-time			Part-time		
	Total	Female	Male	Total	Female	Male	Total	Female	Male
UVI									
Master of Public Administration	19	15	4	8	7	1	11	8	3
Master of Psychology	17	15	2	14	13	1	3	2	1
Total	36	30	6	22	20	2	14	10	4
St. Thomas									
Master of Public Administration	15	12	3	6	5	1	9	7	2
Master of Psychology	7	5	2	5	4	1	2	1	1
Total	22	17	5	11	9	2	11	8	3
St. Croix									
Master of Public Administration	4	3	1	2	2	0	2	1	1
Master of Psychology	10	10	0	9	9	0	1	1	0
Total	14	13	1	11	11	0	3	2	1

**Table 1.10 Enrollment by Campus, Age and Gender
Fall 2010**

Age Group	UVI			St. Thomas			St. Croix		
	Total	Female	Male	Total	Female	Male	Total	Female	Male
Under 22	1	1	0	1	1	0	0	0	0
22-24	8	7	1	3	2	1	5	5	0
25-29	9	8	1	6	5	1	3	3	0
30-34	3	2	1	3	2	1	0	0	0
35-39	3	2	1	2	1	1	1	1	0
40-49	9	8	1	6	5	1	3	3	0
Over 50	3	2	1	1	1	0	2	1	1
Total	36	30	6	22	17	5	14	13	1

**Table 1.11 Graduate Courses
Course, Class, Sections and Average Enrollment
Fall 2010**

Course	Class	St. Thomas				
		Number of Sections	Total Enrollment	Average Enrollment	Credits per Course	Total Credit Hours
PSY 503	Classic & Contemporary Approaches to Personality	1	8	8	3	24
PSY 520	Human Growth & Development	1	10	10	3	30
PSY 550	Drugs and Human Behavior	1	7	7	3	21
PUA 527	Administrative Law	1	11	11	3	33
PUA 533	Personnel Administration	1	18	18	3	54
PUA 534	Budget Management	1	11	11	3	33
PUA 536	Select Topics In Public Admin	1	9	9	3	27
		St. Croix				
PSY 503	Classic & Contemporary Approaches to Personality	1	12	12	3	36
PSY 520	Human Growth & Development	1	11	11	3	33
PSY 550	Drugs and Human Behavior	1	9	9	3	27
PUA 527	Administrative Law	1	3	3	3	9
PUA 533	Personnel Administration	1	4	4	3	12
PUA 534	Budget Management	1	2	2	3	6
PUA 536	Select Topics In Public Admin	1	5	5	3	15

**Table 1.12 Graduate Degrees Conferred by Gender and Campus
Spring 2011**

Gender	UVI	St. Thomas	St. Croix
Female	7	5	2
Male	0	0	0
Total	7	5	2