

School of Nursing  
Portfolio  
AY 2010 - 2011

# School of Nursing Fall 2010 – Spring 2011

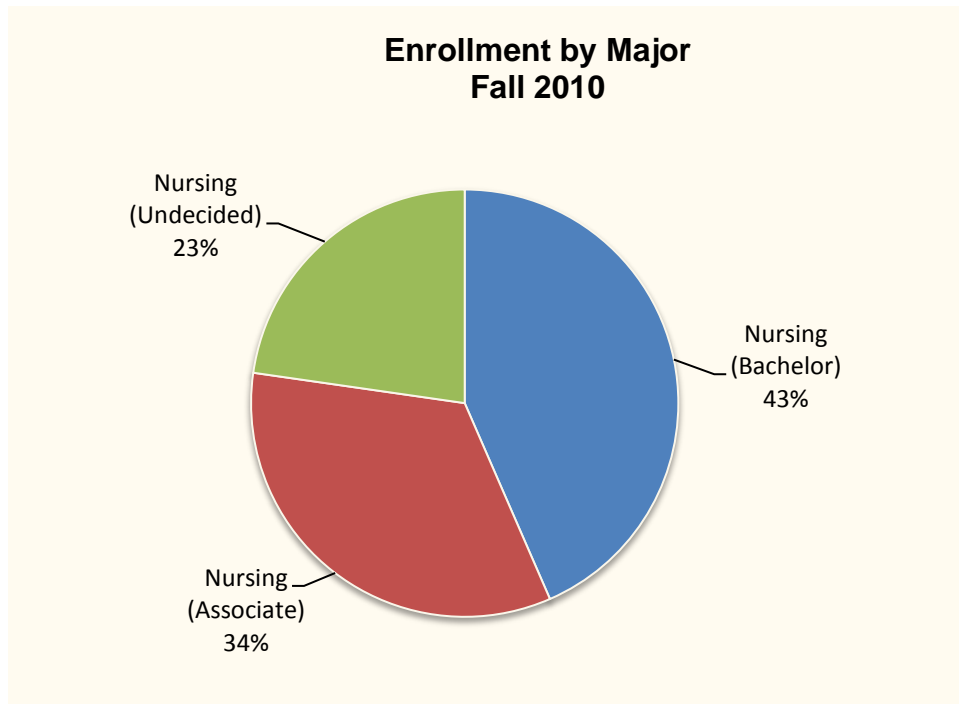
## Table of Contents

### Undergraduate Enrollment

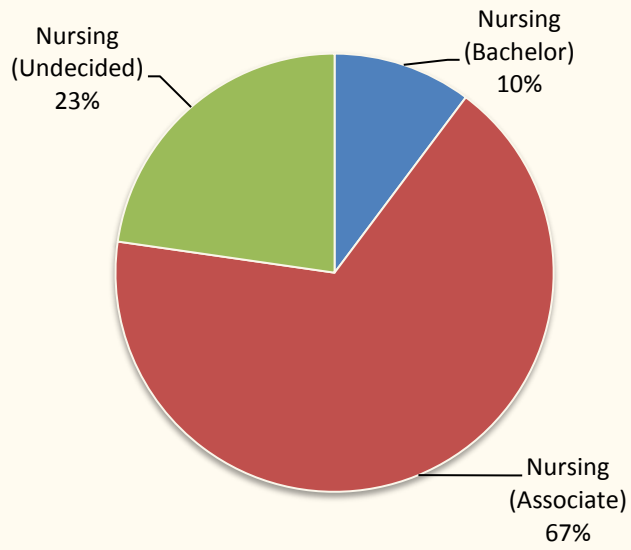
<b>Student Enrollment</b>	<b>Page</b>
Table 1.1 Enrollment by status, major, gender and campus: fall 2010	1
Table 1.2 UVI enrollment by campus, status and age: fall 2010	3
Table 1.3 Enrollment by status, major, gender and campus: spring 2011	4
Table 1.4 UVI enrollment by campus, status and age: spring 2011	5
<b>Credit Hour Enrollment</b>	
Table 1.5 Credit hour enrollment by course, sections and average enrollment, St Croix Campus: fall 2010	6
<b>Degrees Awarded – Fall 2010 and Spring 2011</b>	
Table 1.6 Degrees conferred by major and campus	7
Table 1.7 Degrees conferred by honor, gender and campus	7

**Table 1.1 Enrollment by Status, Major, Gender and Campus  
Fall 2010**

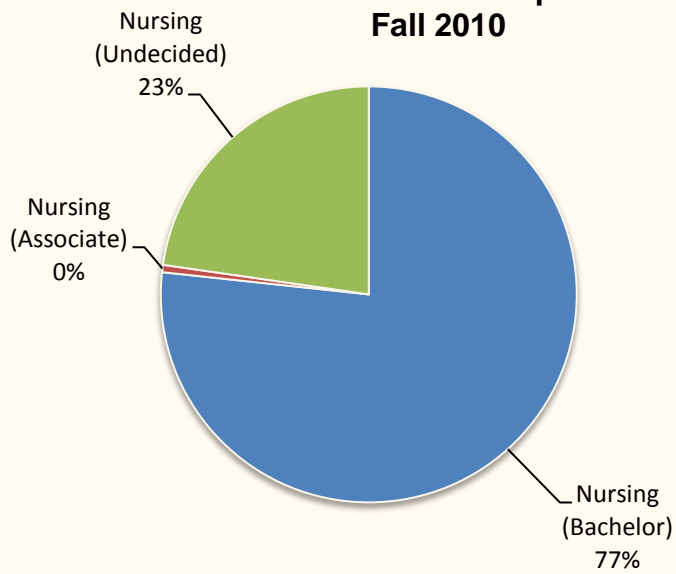
Major	All			Full-time			Part-time		
	Total	Female	Male	Total	Female	Male	Total	Female	Male
<b>UVI</b>									
Nursing (Bachelor)	153	151	2	103	102	1	50	49	1
Nursing (Associate)	119	113	6	60	55	5	59	58	1
Nursing (Undecided)	80	76	4	63	61	2	17	15	2
<b>All Majors</b>	<b>352</b>	<b>340</b>	<b>12</b>	<b>226</b>	<b>218</b>	<b>8</b>	<b>126</b>	<b>122</b>	<b>4</b>
<b>St. Thomas</b>									
Nursing (Bachelor)	135	133	2	97	96	1	38	37	1
Nursing (Associate)	1	1	0	1	1	0	0	0	0
Nursing (Undecided)	40	38	2	33	32	1	7	6	1
<b>All Majors</b>	<b>176</b>	<b>172</b>	<b>4</b>	<b>131</b>	<b>129</b>	<b>2</b>	<b>45</b>	<b>43</b>	<b>2</b>
<b>St. Croix</b>									
Nursing (Bachelor)	18	18	0	6	6	0	12	12	0
Nursing (Associate)	118	112	6	59	54	5	59	58	1
Nursing (Undecided)	40	38	2	30	29	1	10	9	1
<b>All Majors</b>	<b>176</b>	<b>168</b>	<b>8</b>	<b>95</b>	<b>89</b>	<b>6</b>	<b>81</b>	<b>79</b>	<b>2</b>



### Enrollment by Major St Croix Campus Fall 2010



### Enrollment by Major St. Thomas Campus Fall 2010



**Table 1.2 Enrollment by Campus, Status and Age  
Fall 2010**

Age	UVI		St. Thomas		St. Croix	
	Count	Percent	Count	Percent	Count	Percent
<b>All</b>						
Under 18	13	4%	8	5%	5	3%
18-19	104	30%	50	28%	54	31%
20-21	81	23%	49	28%	32	18%
22-24	42	12%	25	14%	17	10%
25-29	47	13%	22	13%	25	14%
30-34	24	7%	8	5%	16	9%
35-39	21	6%	6	3%	15	9%
40-49	14	4%	3	2%	11	6%
Over 50	6	2%	5	3%	1	1%
Unknown	0	0%	0	0%	0	0%
<b>Total</b>	<b>352</b>	<b>100%</b>	<b>176</b>	<b>100%</b>	<b>176</b>	<b>100%</b>
<b>FULL-TIME</b>						
Under 18	13	6%	8	6%	5	5%
18-19	93	41%	46	35%	47	49%
20-21	49	22%	34	26%	15	16%
22-24	30	13%	21	16%	9	9%
25-29	23	10%	13	10%	10	11%
30-34	5	2%	1	1%	4	4%
35-39	6	3%	3	2%	3	3%
40-49	3	1%	2	2%	1	1%
over 50	4	2%	3	2%	1	1%
Unknown	0	0%	0	0%	0	0%
<b>Total</b>	<b>226</b>	<b>100%</b>	<b>131</b>	<b>100%</b>	<b>95</b>	<b>100%</b>
<b>PART-TIME</b>						
Under 18	0	0%	0	0%	0	0%
18-19	11	9%	4	9%	7	9%
20-21	32	25%	15	33%	17	21%
22-24	12	10%	4	9%	8	10%
25-29	24	19%	9	20%	15	19%
30-34	19	15%	7	16%	12	15%
35-39	15	12%	3	7%	12	15%
40-49	11	9%	1	2%	10	12%
over 50	2	2%	2	4%	0	0%
Unknown	0	0%	0	0%	0	0%
<b>Total</b>	<b>126</b>	<b>100%</b>	<b>45</b>	<b>100%</b>	<b>81</b>	<b>100%</b>

**Table 1.3 Enrollment by Status, Major, Gender and Campus  
Spring 2011**

Major	All			Full-time			Part-time		
	Total	Female	Male	Total	Female	Male	Total	Female	Male
<b>UVI</b>									
Nursing (Bachelor)	144	141	3	77	75	2	67	66	1
Nursing (Associate)	100	96	4	24	23	1	76	73	3
Nursing (Undecided)	115	107	8	71	67	4	44	40	4
<b>All Majors</b>	<b>359</b>	<b>344</b>	<b>15</b>	<b>172</b>	<b>165</b>	<b>7</b>	<b>187</b>	<b>179</b>	<b>8</b>
<b>St. Thomas</b>									
Nursing (Bachelor)	126	124	2	72	71	1	54	53	1
Nursing (Associate)	4	4	0	2	2	0	2	2	0
Nursing (Undecided)	53	50	3	42	40	2	11	10	1
<b>All Majors</b>	<b>183</b>	<b>178</b>	<b>5</b>	<b>116</b>	<b>113</b>	<b>3</b>	<b>67</b>	<b>65</b>	<b>2</b>
<b>St. Croix</b>									
Nursing (Bachelor)	18	17	1	5	4	1	13	13	0
Nursing (Associate)	96	92	4	22	21	1	74	71	3
Nursing (Undecided)	62	57	5	29	27	2	33	30	3
<b>All Majors</b>	<b>176</b>	<b>166</b>	<b>10</b>	<b>56</b>	<b>52</b>	<b>4</b>	<b>120</b>	<b>114</b>	<b>6</b>

**Table 1.4 Enrollment by Campus, Status and Age  
Spring 2011**

Age	UVI		St. Thomas		St. Croix	
	Count	Percent	Count	Percent	Count	Percent
<b>All</b>						
Under 18	1	0%	1	1%	0	0%
18-19	64	18%	30	16%	34	19%
20-21	96	27%	58	32%	38	22%
22-24	67	19%	45	25%	22	13%
25-29	54	15%	26	14%	28	16%
30-34	28	8%	6	3%	22	13%
35-39	20	6%	6	3%	14	8%
40-49	22	6%	6	3%	16	9%
Over 50	7	2%	5	3%	2	1%
Unknown	0	0%	0	0%	0	0%
<b>Total</b>	<b>359</b>	<b>100%</b>	<b>183</b>	<b>100%</b>	<b>176</b>	<b>100%</b>
<b>FULL-TIME</b>						
Under 18	1	1%	1	1%	0	0%
18-19	49	28%	26	22%	23	41%
20-21	53	31%	39	34%	14	25%
22-24	33	19%	26	22%	7	13%
25-29	20	12%	12	10%	8	14%
30-34	6	3%	3	3%	3	5%
35-39	4	2%	4	3%	0	0%
40-49	3	2%	2	2%	1	2%
over 50	3	2%	3	3%	0	0%
Unknown	0	0%	0	0%	0	0%
<b>Total</b>	<b>172</b>	<b>100%</b>	<b>116</b>	<b>100%</b>	<b>56</b>	<b>100%</b>
<b>PART-TIME</b>						
Under 18	0	0%	0	0%	0	0%
18-19	15	8%	4	6%	11	9%
20-21	43	23%	19	28%	24	20%
22-24	34	18%	19	28%	15	13%
25-29	34	18%	14	21%	20	17%
30-34	22	12%	3	4%	19	16%
35-39	16	9%	2	3%	14	12%
40-49	19	10%	4	6%	15	13%
over 50	4	2%	2	3%	2	2%
Unknown	0	0%	0	0%	0	0%
<b>Total</b>	<b>187</b>	<b>100%</b>	<b>67</b>	<b>100%</b>	<b>120</b>	<b>100%</b>

**Table 1.5 St. Thomas Campus  
Credit Hour Enrollment by Course, Class, Sections and Average Enrollment  
Fall 2010**

<b>Course</b>	<b>Class</b>	<b>Number of Sections</b>	<b>Total Enrollment</b>	<b>Average Enrollment</b>	<b>Credits per Course</b>	<b>Total Credit Hours</b>
FDS 100	Freshman Development Seminar	9	232	26	1	<b>232</b>
NUR 207	Human Nutrition	1	29	29	2	58
NUR 208	Fundamentals of Nursing	3	22	7	6	132
NUR 209	Health Assessment	3	22	7	2	44
NUR 308	Nursing Role in Adult Care I	3	18	6	5	90
NUR 309	Nursing Role in Pediatric Care	2	18	9	5	90
NUR 417	Nursing Roles in Adult Care III	2	14	7	6	84
NUR 418	Nursing Roles in Community Health	2	15	8	6	90
NUR 465	Health Disparities	1	9	9	3	27
<b>ALL</b>		<b>17</b>	<b>147</b>	<b>9</b>	<b>35</b>	<b>615</b>



**Table 1.6 Degrees Conferred by Major, Type and Campus  
Fall 2010 - Spring 2011**

	Associates	Bachelors	All Degrees
<b>UVI</b>			
Nursing	16	17	33
<b>Total</b>	<b>16</b>	<b>17</b>	<b>33</b>
<b>St Thomas</b>			
Nursing	0	13	13
<b>Total</b>	<b>0</b>	<b>13</b>	<b>13</b>
<b>St Croix</b>			
Nursing	16	4	20
<b>Total</b>	<b>16</b>	<b>4</b>	<b>20</b>

**Table 1.7 Degrees Conferred by Gender, Honor and Campus  
Fall 2010 - Spring 2011**

	Female	Male	Total
<b>UVI</b>			
Cum Laude	5	0	5
Magna Cum Laude	2	0	2
Summa Cum Laude	0	0	0
<b>Total</b>	<b>7</b>	<b>0</b>	<b>7</b>
<b>St. Thomas</b>			
Cum Laude	2	0	2
Magna Cum Laude	1	0	1
Summa Cum Laude	0	0	0
<b>Total</b>	<b>3</b>	<b>0</b>	<b>3</b>
<b>St. Croix</b>			
Cum Laude	3	0	3
Magna Cum Laude	1	0	1
Summa Cum Laude	0	0	0
<b>Total</b>	<b>4</b>	<b>0</b>	<b>4</b>