

School of Nursing
Portfolio
AY 2012 – 2013

School of Nursing
Fall 2012 – Spring 2013

Table of Contents

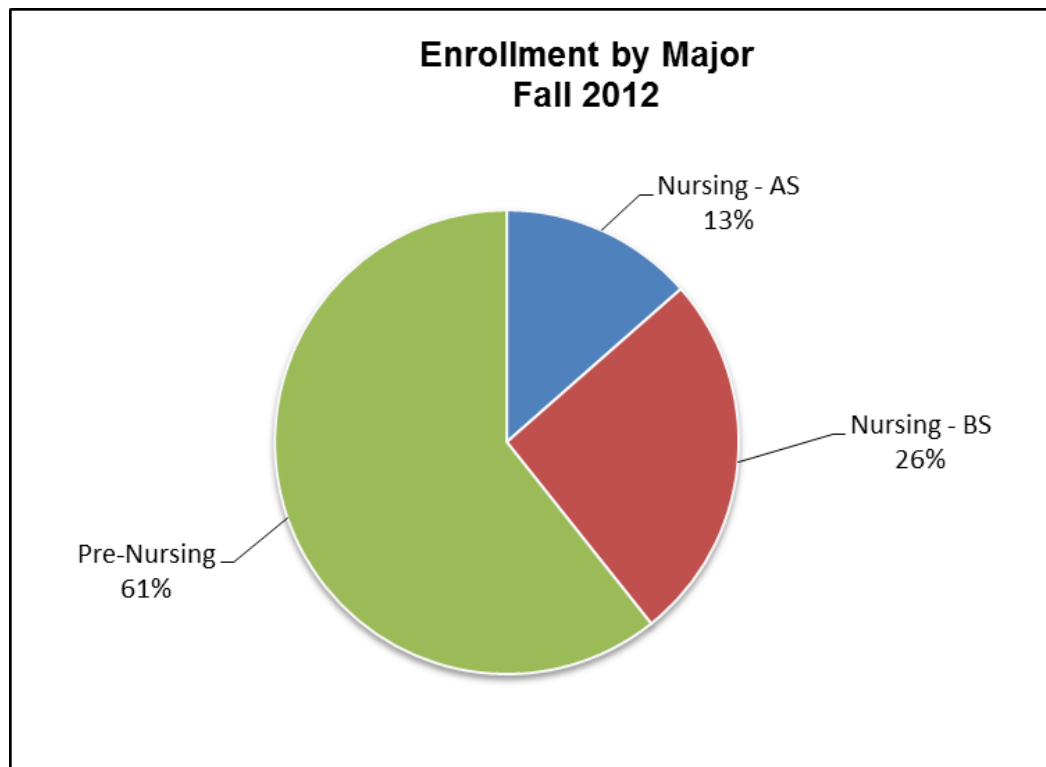
Section One – Undergraduate Enrollment

Student Enrollment	Page
Table 1.1 Undergraduate Enrollment by Status, Major, Gender and Campus: Fall 2012	2
Table 1.2 Undergraduate Enrollment by Campus, Age and Status: Fall 2012	4
Table 1.3 Undergraduate Enrollment by Status, Major, Gender and Campus: Spring 2013	5
Table 1.4 Undergraduate Enrollment by Campus, Age and Status: Spring 2013	6
Credit Hour Enrollment	
Table 1.5A Credit Hour Enrollment by Course, Sections and Average Enrollment, St Thomas Campus: Fall 2012	7
Table 1.5B Credit Hour Enrollment by Course, Sections and Average Enrollment, St Croix Campus: Fall 2012	7
Table 1.6A Credit Hour Enrollment by Course, Sections and Average Enrollment, St Thomas Campus: Spring 2013	8
Table 1.6B Credit Hour Enrollment by Course, Sections and Average Enrollment, St Croix Campus: Spring 2013	8
Degrees Awarded: Fall 2012 - Spring 2013	
Table 1.7 Degrees Conferred by Major and Campus	9
Table 1.8 Degrees Conferred by Honor, Gender and Campus	9

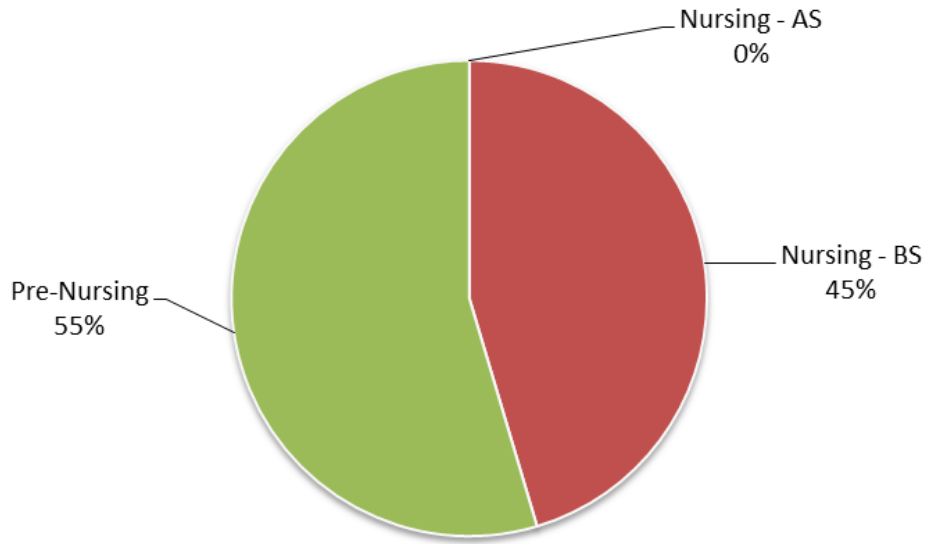
Section One Undergraduate Enrollment

**Table 1.1 Undergraduate Enrollment
By Status, Major, Gender and Campus
Fall 2012**

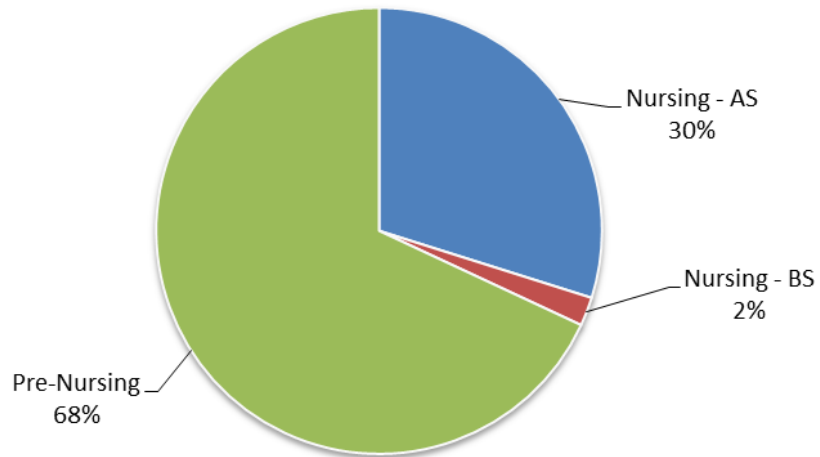
Major	All			Full-Time			Part-Time		
	Total	Female	Male	Total	Female	Male	Total	Female	Male
UVI									
Nursing - AS	43	40	3	16	13	3	27	27	0
Nursing - BS	82	81	1	51	50	1	31	31	0
Pre-Nursing	193	186	7	128	124	4	65	62	3
All Majors	318	307	11	195	187	8	123	120	3
St. Thomas									
Nursing - AS	0	0	0	0	0	0	0	0	0
Nursing - BS	79	78	1	51	50	1	28	28	0
Pre-Nursing	95	93	2	78	77	1	17	16	1
All Majors	174	171	3	129	127	2	45	44	1
St. Croix									
Nursing - AS	43	40	3	16	13	3	27	27	0
Nursing - BS	3	3	0	0	0	0	3	3	0
Pre-Nursing	98	93	5	50	47	3	48	46	2
All Majors	144	136	8	66	60	6	78	76	2



**Enrollment by Major
St. Thomas Campus
Fall 2012**



**Enrollment by Major
St Croix Campus
Fall 2012**



**Table 1.2 Undergraduate Enrollment
By Campus, Age and Status
Fall 2012**

Age	UVI (All)		St. Thomas		St. Croix	
	Count	Percent	Count	Percent	Count	Percent
ALL						
Under 18	15	5%	7	4%	8	6%
18-19	83	26%	57	33%	26	18%
20-21	70	22%	41	24%	29	20%
22-24	49	15%	30	17%	19	13%
25-29	31	10%	15	9%	16	11%
30-34	18	6%	5	3%	13	9%
35-39	17	5%	7	4%	10	7%
40-49	27	8%	9	5%	18	13%
50 and over	8	3%	3	2%	5	3%
Unknown	0	0%	0	0%	0	0%
Total	318	100%	174	100%	144	100%
FULL-TIME						
Under 18	15	8%	7	5%	8	12%
18-19	72	37%	53	41%	19	29%
20-21	46	24%	30	23%	16	24%
22-24	22	11%	16	12%	6	9%
25-29	18	9%	10	8%	8	12%
30-34	4	2%	3	2%	1	2%
35-39	10	5%	6	5%	4	6%
40-49	7	4%	3	2%	4	6%
50 and over	1	1%	1	1%	0	0%
Unknown	0	0%	0	0%	0	0%
Total	195	100%	129	100%	66	100%
PART-TIME						
Under 18	0	0%	0	0%	0	0%
18-19	11	9%	4	9%	7	9%
20-21	24	20%	11	24%	13	17%
22-24	27	22%	14	31%	13	17%
25-29	13	11%	5	11%	8	10%
30-34	14	11%	2	4%	12	15%
35-39	7	6%	1	2%	6	8%
40-49	20	16%	6	13%	14	18%
50 and over	7	6%	2	4%	5	6%
Unknown	0	0%	0	0%	0	0%
Total	123	100%	45	100%	78	100%

**Table 1.3 Undergraduate Enrollment
By Status, Major, Gender and Campus
Spring 2013**

Major	All			Full-Time			Part-Time		
	Total	Female	Male	Total	Female	Male	Total	Female	Male
UVI									
Nursing - AS	61	56	5	8	6	2	53	50	3
Nursing - BS	90	87	3	52	50	2	38	37	1
Pre-Nursing	140	138	2	82	82	0	58	56	2
All Majors	291	281	10	142	138	4	149	143	6
St. Thomas									
Nursing - AS	1	1	0	0	0	0	1	1	0
Nursing - BS	89	86	3	52	50	2	37	36	1
Pre-Nursing	68	68	0	52	52	0	16	16	0
All Majors	158	155	3	104	102	2	54	53	1
St. Croix									
Nursing - AS	60	55	5	8	6	2	52	49	3
Nursing - BS	1	1	0	0	0	0	1	1	0
Pre-Nursing	72	70	2	30	30	0	42	40	2
All Majors	133	126	7	38	36	2	95	90	5

**Table 1.4 Undergraduate Enrollment
By Campus, Age and Status
Spring 2013**

Age	UVI (All)		St. Thomas		St. Croix	
	Count	Percent	Count	Percent	Count	Percent
ALL						
Under 18	1	0%	1	1%	0	0%
18-19	48	16%	30	19%	18	14%
20-21	72	25%	48	30%	24	18%
22-24	51	18%	30	19%	21	16%
25-29	39	13%	19	12%	20	15%
30-34	21	7%	8	5%	13	10%
35-39	24	8%	8	5%	16	12%
40-49	27	9%	11	7%	16	12%
50 and over	8	3%	3	2%	5	4%
Unknown	0	0%	0	0%	0	0%
Total	291	100%	158	100%	133	100%
FULL-TIME						
Under 18	1	1%	1	1%	0	0%
18-19	39	27%	27	26%	12	32%
20-21	44	31%	35	34%	9	24%
22-24	18	13%	13	13%	5	13%
25-29	15	11%	9	9%	6	16%
30-34	6	4%	5	5%	1	3%
35-39	7	5%	4	4%	3	8%
40-49	10	7%	8	8%	2	5%
50 and over	2	1%	2	2%	0	0%
Unknown	0	0%	0	0%	0	0%
Total	142	100%	104	100%	38	100%
PART-TIME						
Under 18	0	0%	0	0%	0	0%
18-19	9	6%	3	6%	6	6%
20-21	28	19%	13	24%	15	16%
22-24	33	22%	17	31%	16	17%
25-29	24	16%	10	19%	14	15%
30-34	15	10%	3	6%	12	13%
35-39	17	11%	4	7%	13	14%
40-49	17	11%	3	6%	14	15%
50 and over	6	4%	1	2%	5	5%
Unknown	0	0%	0	0%	0	0%
Total	149	100%	54	100%	95	100%

**Table 1.5A St. Thomas Campus
Credit Hour Enrollment by Course, Class, Sections and Average Enrollment
Fall 2012**

Course	Class Description	St. Thomas				
		Number of Sections	Total Enrollment	Average Enrollment	Credits per Course	Total Credit Hours
FDS 100	Freshman Development Seminar	11	225	20	1	225
NUR 207	Human Nutrition	1	12	12	2	24
NUR 208	Fundamentals of Nursing	3	21	7	6	126
NUR 209	Health Assessment	3	25	8	3	75
NUR 308	Adult Health Nursing I	2	10	5	6	60
NUR 309	Nurs Role in Pediatric Care	2	10	5	5	50
NUR 417	Adult Health Nursing III	2	14	7	6	84
NUR 418	Community Health Nursing	2	15	8	4	60
ALL		26	332	13	33	704

**Table 1.5B St. Croix Campus
Credit Hour Enrollment by Course, Class, Sections and Average Enrollment
Fall 2012**

Course	Class Description	St. Croix				
		Number of Sections	Total Enrollment	Average Enrollment	Credits per Course	Total Credit Hours
FDS 100	Freshman Development Seminar	10	163	16	1	163
NUR 100	Medical Terminology	2	18	9	1	18
NUR 131	Nursing Skill Acquisition	1	21	21	4	84
NUR 132	Intro to Nursing/Client System	1	25	25	4	100
NUR 242	NCS Adult II	1	15	15	6	90
NUR 245	NCS: Child	1	14	14	4	56
ALL		16	256	16	20	511

**Table 1.6A St. Thomas Campus
Credit Hour Enrollment by Course, Class, Sections and Average Enrollment
Spring 2013**

Course	Class Description	St. Thomas				
		Number of Sections	Total Enrollment	Average Enrollment	Credits per Course	Total Credit Hours
FDS 100	Freshman Development Seminar	5	84	17	1	84
NUR 120	Foundations Of Nursing	1	25	25	2	50
NUR 121	Concepts Of Nursing	1	1	1	2	2
NUR 228	Nurs Roles-Child Bearing Fam	3	16	5	6	96
NUR 229	Pharmacology in Nursing	1	14	14	2	28
NUR 310	Disparities in Health Care	1	4	4	3	12
NUR 318	Mental/Behavioral Health Nursi	2	10	5	3	30
NUR 319	Nursing Roles in Adult Care II	2	11	6	6	66
NUR 419	Nursing Research	1	12	12	3	36
NUR 422	Issues In Nursing	1	12	12	2	24
NUR 424	Nur Lead/Clin Elective	2	14	7	5	70
ALL		20	203	10	35	498

**Table 1.6B St. Croix Campus
Credit Hour Enrollment by Course, Class, Sections and Average Enrollment
Spring 2013**

Course	Class Description	St. Croix				
		Number of Sections	Total Enrollment	Average Enrollment	Credits per Course	Total Credit Hours
FDS 100	Freshman Development Seminar	4	57	14	1	57
NUR 100	Medical Terminology	2	25	13	1	25
NUR 104	Drug Dosage Calculation	1	18	18	2	36
NUR 142	NCS: Adult 1	1	27	27	9	243
NUR 243	NCS: Childbearing Family	1	15	15	4	60
NUR 244	NCS: Mental Health	1	14	14	4	56
NUR 246	HCS: Management	1	17	17	2	34
ALL		11	173	16	23	511

**Table 1.7 Undergraduate Degrees Conferred
By Major, Type and Campus
Fall 2012 - Spring 2013**

	Associates	Bachelors	All Degrees
UVI			
Nursing	16	15	31
Total	16	15	31
St Thomas			
Nursing	0	15	15
Total	0	15	15
St Croix			
Nursing	16	0	16
Total	16	0	16

**Table 1.8 Undergraduate Degrees Conferred
By Gender, Honors and Campus
Fall 2012 - Spring 2013**

Campus/Honors	Female	Male	All Genders
UVI			
Cum Laude	3	0	3
Magna Cum Laude	0	0	0
Summa Cum Laude	0	0	0
Total	3	0	3
St. Thomas			
Cum Laude	3	0	3
Magna Cum Laude	0	0	0
Summa Cum Laude	0	0	0
Total	3	0	3
St. Croix			
Cum Laude	0	0	0
Magna Cum Laude	0	0	0
Summa Cum Laude	0	0	0
Total	0	0	0