

**College of Liberal Arts
And Social Sciences
Portfolio
AY 2013 – 2014**

**College of Liberal Arts and Social Sciences
Fall 2013 – Spring 2014**

Table of Contents

Section One – Undergraduate Enrollment

Student Enrollment	Page
Table 1.1 Undergraduate Enrollment by Status, Major, Gender and Campus: Fall 2013	2
Table 1.2 Undergraduate Enrollment by Campus, Age and Status: Fall 2013	5
Table 1.3 Undergraduate Enrollment by Status, Major, Gender and Campus: Spring 2014	6
Table 1.4 Undergraduate Enrollment by Campus, Age and Status: Spring 2014	7
Credit Hour Enrollment	
Table 1.5A Credit Hour Enrollment by Course, Sections and Average Enrollment, St Thomas Campus: Fall 2013	8
Table 1.5B Credit Hour Enrollment by Course, Sections and Average Enrollment, St Croix Campus: Fall 2013	12
Table 1.6A Credit Hour Enrollment by Course, Sections and Average Enrollment, St Thomas Campus: Spring 2014	15
Table 1.6B Credit Hour Enrollment by Course, Sections and Average Enrollment, St Croix Campus: Spring 2014	19
Degrees Awarded: Fall 2013 - Spring 2014	
Table 1.7 Degrees Conferred by Major and Campus	22
Table 1.8 Degrees Conferred by Honor, Gender and Campus	23

Section Two – Graduate Enrollment

Student Enrollment	
Table 2.1 Graduate Enrollment by Status, Major, Gender and Campus: Fall 2013	25
Table 2.2 Graduate Enrollment by Campus, Age and Gender: Fall 2013	25
Table 2.3 Graduate Enrollment by Status, Major, Gender and Campus: Spring 2014	26
Table 2.4 Graduate Enrollment by Campus, Age and Gender: Spring 2014	26
Credit Hour Enrollment	
Table 2.5A Credit Hour Enrollment by Course, Sections and Average Enrollment, St Thomas Campus: Fall 2013	27
Table 2.5B Credit Hour Enrollment by Course, Sections and Average Enrollment, St Croix Campus: Fall 2013	27
Table 2.6A Credit Hour Enrollment by Course, Sections and Average Enrollment, St Thomas Campus: Spring 2014	28
Table 2.6B Credit Hour Enrollment by Course, Sections and Average Enrollment, St Croix Campus: Spring 2014	28
Degrees Awarded: Fall 2013 - Spring 2014	
Table 2.7 Degrees Conferred by Gender and Campus	29

Section One

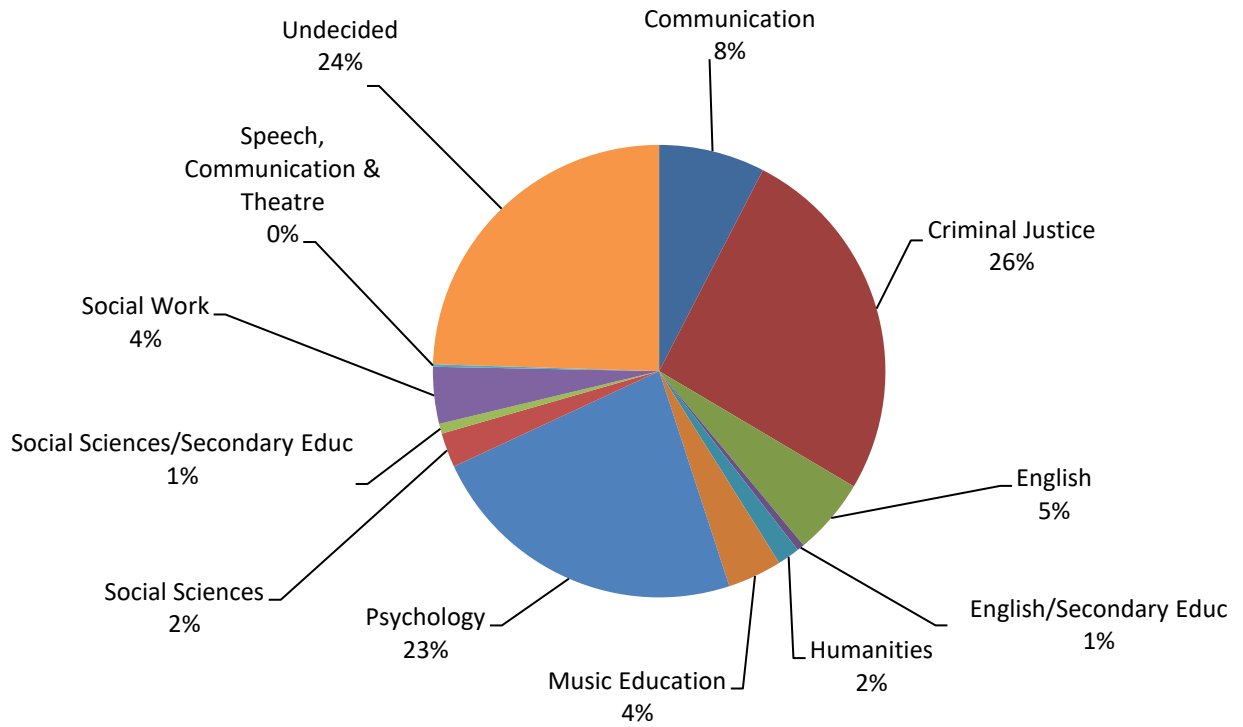
Undergraduate

Enrollment

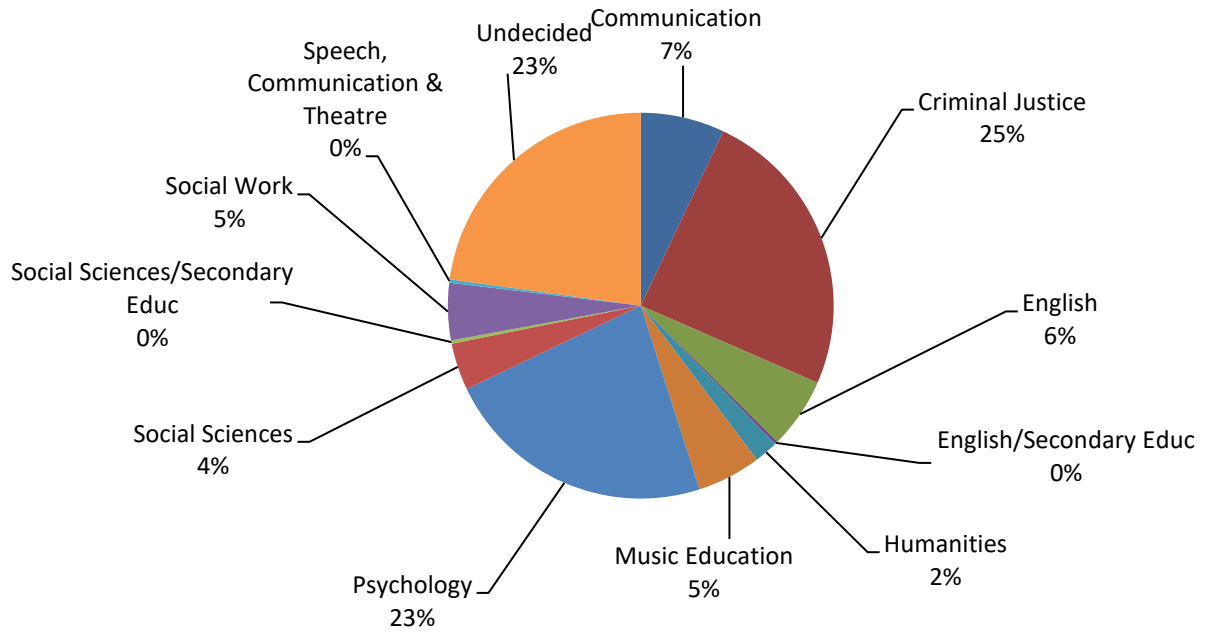
**Table 1.1 Undergraduate Enrollment
By Status, Major, Gender and Campus
Fall 2013**

Majors	All			Full-Time			Part-Time		
	Total	Female	Male	Total	Female	Male	Total	Female	Male
UVI									
Communication	43	33	10	38	31	7	5	2	3
Criminal Justice	147	93	54	103	68	35	44	25	19
English	31	25	6	18	14	4	13	11	2
English/Secondary Educ	3	3	0	2	2	0	1	1	0
Humanities	9	6	3	8	6	2	1	0	1
Music Education	22	5	17	13	5	8	9	0	9
Psychology	131	103	28	94	74	20	37	29	8
Social Sciences	14	11	3	6	4	2	8	7	1
Social Sciences/Secondary Educ	4	1	3	4	1	3	0	0	0
Social Work	23	23	0	16	16	0	7	7	0
Speech, Communication & Theatre	1	0	1	1	0	1	0	0	0
Undecided	139	81	58	88	51	37	51	30	21
All Majors	567	384	183	391	272	119	176	112	64
St. Thomas									
Communication	25	20	5	22	19	3	3	1	2
Criminal Justice	87	59	28	61	45	16	26	14	12
English	21	18	3	14	11	3	7	7	0
English/Secondary Educ	1	1	0	1	1	0	0	0	0
Humanities	7	5	2	7	5	2	0	0	0
Music Education	19	4	15	12	4	8	7	0	7
Psychology	81	65	16	62	50	12	19	15	4
Social Sciences	14	11	3	6	4	2	8	7	1
Social Sciences/Secondary Educ	1	1	0	1	1	0	0	0	0
Social Work	17	17	0	11	11	0	6	6	0
Speech, Communication & Theatre	1	0	1	1	0	1	0	0	0
Undecided	81	47	34	55	32	23	26	15	11
All Majors	355	248	107	253	183	70	102	65	37
St. Croix									
Communication	18	13	5	16	12	4	2	1	1
Criminal Justice	60	34	26	42	23	19	18	11	7
English	10	7	3	4	3	1	6	4	2
English/Secondary Educ	2	2	0	1	1	0	1	1	0
Humanities	2	1	1	1	1	0	1	0	1
Music Education	3	1	2	1	1	0	2	0	2
Psychology	50	38	12	32	24	8	18	14	4
Social Sciences	0	0	0	0	0	0	0	0	0
Social Sciences/Secondary Educ	3	0	3	3	0	3	0	0	0
Social Work	6	6	0	5	5	0	1	1	0
Speech, Communication & Theatre	0	0	0	0	0	0	0	0	0
Undecided	58	34	24	33	19	14	25	15	10
All Majors	212	136	76	138	89	49	74	47	27

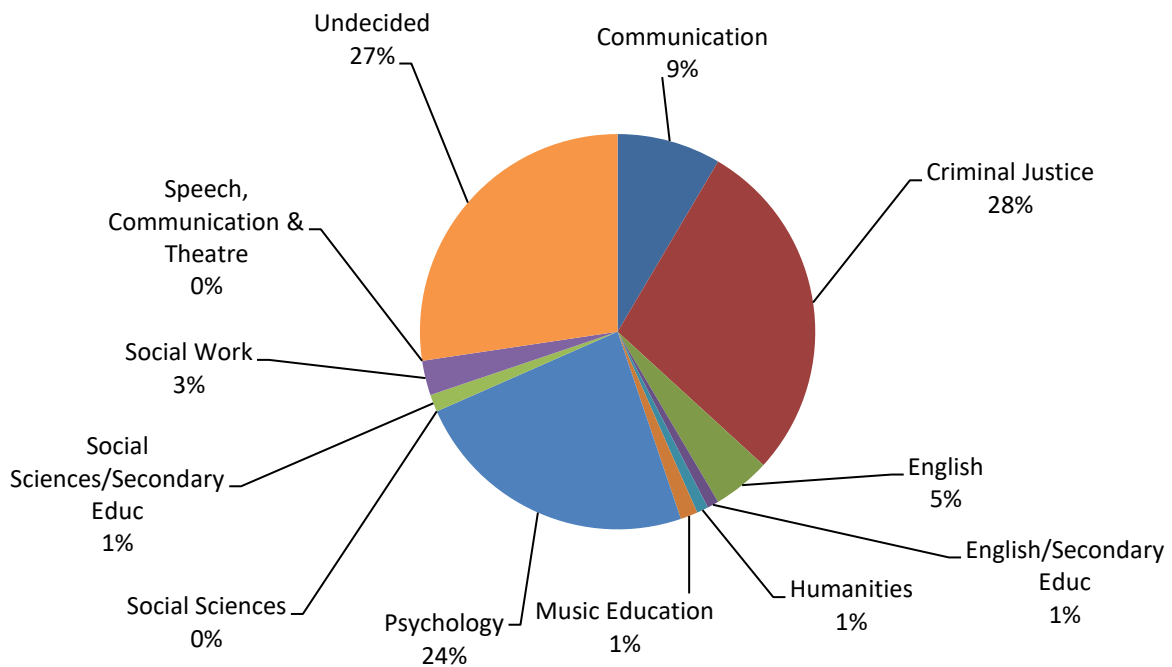
Enrollment by Major Fall 2013



Enrollment by Major St Thomas Campus Fall 2013



Enrollment by Major St Croix Campus Fall 2013



**Table 1.2 Undergraduate Enrollment
By Campus, Age and Status
Fall 2013**

Age	UVI (All)		St. Thomas		St. Croix	
	Count	Percent	Count	Percent	Count	Percent
ALL						
Under 18	20	4%	17	5%	3	1%
18-19	163	29%	97	27%	66	31%
20-21	134	24%	80	23%	54	25%
22-24	101	18%	72	20%	29	14%
25-29	58	10%	36	10%	22	10%
30-34	22	4%	14	4%	8	4%
35-39	15	3%	9	3%	6	3%
40-49	20	4%	11	3%	9	4%
Over 50	33	6%	19	5%	14	7%
Unknown	1	0%	0	0%	1	0%
Total	567	100%	355	100%	212	100%
FULL-TIME						
Under 18	18	5%	15	6%	3	2%
18-19	141	36%	87	34%	54	39%
20-21	104	27%	65	26%	39	28%
22-24	71	18%	50	20%	21	15%
25-29	33	8%	19	8%	14	10%
30-34	10	3%	8	3%	2	1%
35-39	4	1%	3	1%	1	1%
40-49	8	2%	5	2%	3	2%
over 50	2	1%	1	0%	1	1%
Unknown	0	0%	0	0%	0	0%
Total	391	100%	253	100%	138	100%
PART-TIME						
Under 18	2	1%	2	2%	0	0%
18-19	22	13%	10	10%	12	16%
20-21	30	17%	15	15%	15	20%
22-24	30	17%	22	22%	8	11%
25-29	25	14%	17	17%	8	11%
30-34	12	7%	6	6%	6	8%
35-39	11	6%	6	6%	5	7%
40-49	12	7%	6	6%	6	8%
over 50	31	18%	18	18%	13	18%
Unknown	1	1%	0	0%	1	1%
Total	176	100%	102	100%	74	100%

**Table 1.3 Undergraduate Enrollment
By Status, Major, Gender and Campus
Spring 2014**

Majors	All			Full-Time			Part-Time		
	Total	Female	Male	Total	Female	Male	Total	Female	Male
UVI									
Communication	46	36	10	37	30	7	9	6	3
Criminal Justice	146	92	54	97	60	37	49	32	17
English	23	21	2	15	13	2	8	8	0
English/Secondary Educ	2	2	0	2	2	0	0	0	0
Humanities	9	6	3	6	4	2	3	2	1
Music Education	16	6	10	9	4	5	7	2	5
Psychology	135	107	28	99	81	18	36	26	10
Social Sciences	16	12	4	11	8	3	5	4	1
Social Sciences/Secondary Educ	6	2	4	2	1	1	4	1	3
Social Work	24	24	0	17	17	0	7	7	0
Speech, Communication & Theatre	1	0	1	0	0	0	1	0	1
Undecided	100	63	37	51	30	21	49	33	16
All Majors	524	371	153	346	250	96	178	121	57
St. Thomas									
Communication	30	23	7	23	19	4	7	4	3
Criminal Justice	80	52	28	56	37	19	24	15	9
English	16	14	2	11	9	2	5	5	0
English/Secondary Educ	0			0	0	0	0	0	0
Humanities	7	5	2	6	4	2	1	1	0
Music Education	14	5	9	9	4	5	5	1	4
Psychology	92	76	16	69	59	10	23	17	6
Social Sciences	15	11	4	10	7	3	5	4	1
Social Sciences/Secondary Educ	3	2	1	1	1	0	2	1	1
Social Work	20	20	0	14	14	0	6	6	0
Speech, Communication & Theatre	1	0	1	0	0	0	1	0	1
Undecided	60	38	22	35	21	14	25	17	8
All Majors	338	246	92	234	175	59	104	71	33
St. Croix									
Communication	16	13	3	14	11	3	2	2	0
Criminal Justice	66	40	26	41	23	18	25	17	8
English	7	7	0	4	4	0	3	3	0
English/Secondary Educ	2	2	0	2	2	0	0	0	0
Humanities	2	1	1	0	0	0	2	1	1
Music Education	2	1	1	0	0	0	2	1	1
Psychology	43	31	12	30	22	8	13	9	4
Social Sciences	1	1	0	1	1	0	0	0	0
Social Sciences/Secondary Educ	3	0	3	1	0	1	2	0	2
Social Work	4	4	0	3	3	0	1	1	0
Speech, Communication & Theatre	0	0	0	0	0	0	0	0	0
Undecided	40	25	15	16	9	7	24	16	8
All Majors	186	125	61	112	75	37	74	50	24

**Table 1.4 Undergraduate Enrollment
By Campus, Age and Status
Spring 2014**

Age	UVI (All)		St. Thomas		St. Croix	
	Count	Percent	Count	Percent	Count	Percent
ALL						
Under 18	1	0%	1	0%	0	0%
18-19	109	21%	74	22%	35	19%
20-21	156	30%	94	28%	62	33%
22-24	120	23%	82	24%	38	20%
25-29	59	11%	36	11%	23	12%
30-34	24	5%	20	6%	4	2%
35-39	13	2%	7	2%	6	3%
40-49	17	3%	9	3%	8	4%
Over 50	25	5%	15	4%	10	5%
Unknown	0	0%	0	0%	0	0%
Total	524	100%	338	100%	186	100%
FULL-TIME						
Under 18	1	0%	1	0%	0	0%
18-19	89	26%	65	28%	24	21%
20-21	120	35%	75	32%	45	40%
22-24	87	25%	58	25%	29	26%
25-29	24	7%	15	6%	9	8%
30-34	10	3%	8	3%	2	2%
35-39	5	1%	4	2%	1	1%
40-49	6	2%	4	2%	2	2%
over 50	4	1%	4	2%	0	0%
Unknown	0	0%	0	0%	0	0%
Total	346	100%	234	100%	112	100%
PART-TIME						
Under 18	0	0%	0	0%	0	0%
18-19	20	11%	9	9%	11	15%
20-21	36	20%	19	18%	17	23%
22-24	33	19%	24	23%	9	12%
25-29	35	20%	21	20%	14	19%
30-34	14	8%	12	12%	2	3%
35-39	8	4%	3	3%	5	7%
40-49	11	6%	5	5%	6	8%
over 50	21	12%	11	11%	10	14%
Unknown	0	0%	0	0%	0	0%
Total	178	100%	104	100%	74	100%

**Table 1.5A St. Thomas Campus
Credit Hour Enrollment by Course, Class, Sections and Average Enrollment
Fall 2013**

Course	Class Description	St. Thomas				
		Number of Sections	Total Enrollment	Average Enrollment	Credits per Course	Total Credit Hours
ART 117	Basic Design	1	20	20	3	60
ART 125	Survey of World Art	1	14	14	3	42
ART 324	Desktop Publishing	1	2	2	4	8
CJU 110	Intro to Criminal Justice	3	35	12	3	105
CJU 205	Administration of Justice	1	13	13	3	39
CJU 240	Constitutional Law	1	18	18	3	54
CJU 250	Criminal Justice Internship	1	5	5	3	15
CJU 321	Contemporary Corrections	1	11	11	3	33
CJU 325	Police Organization and Admin	1	14	14	3	42
CJU 345	Forensic Science	1	5	5	4	20
CJU 365	Intro to Homeland Security	1	8	8	3	24
CJU 432	Criminal Proced & Evidence	1	6	6	3	18
COM 110	Introduction to Communication	1	13	13	3	39
COM 119	Intrprsnl Comm. Ldershp Skills	5	116	23	3	348
COM 120	Public Speaking	5	86	17	3	258
COM 200	Journalism Workshop	1	5	5	1	5
COM 205	Broadcast Communication I	1	12	12	4	48
COM 211	Radio Production	1	9	9	3	27
COM 308	Newsriting for Mass Media I	1	6	6	3	18
COM 324	Desktop Publishing	1	1	1	4	4
COM 402	Mass Comm. Law and Ethics	1	8	8	3	24
COM 403	Rhetorical Criticism	1	9	9	3	27
COM 404	Pro. Internship Mass Comm.	1	5	5	3	15
COM 430	Computer-Mediated Comm. II	1	10	10	3	30
COM 435	Digital Entrepreneurship	1	7	7	3	21
COM 465	Sel Top: Radio Drama	1	7	7	3	21
ECO 221	Intro to Macro-Economics	2	40	20	3	120
ECO 222	Intro to Micro-Economics	2	33	17	3	99
ENG 051	Functional Writing	1	7	7	3	21
ENG 100	Writing across the Curriculum	5	75	15	1	75
ENG 101	Reading in the Content Area	5	84	17	1	84
ENG 120	English Composition	8	150	19	3	450
ENG 201	Research and Applied Writing	6	115	19	3	345
ENG 261	World Literature I	2	46	23	3	138

Course	Class Description	St. Thomas				
		Number of Sections	Total Enrollment	Average Enrollment	Credits per Course	Total Credit Hours
ENG 262	World Literature II	1	25	25	3	75
ENG 302	Intermediate Fiction Writing	1	4	4	3	12
ENG 308	Newsriting I	1	2	2	3	6
ENG 321	British Literature I	1	6	6	3	18
ENG 345	History of the English Language	1	7	7	3	21
ENG 350	The Bible as Literature	1	6	6	3	18
ENG 361	American Literature	1	6	6	3	18
ENG 415	Literary Criticism	1	1	1	3	3
ENG 423	Women's Lit African Diaspora	1	2	2	3	6
FRE 131	Functional Elem French I	1	19	19	4	76
FRE 132	Functional Elem French II	1	15	15	4	60
FRE 231	Intermediate French	1	9	9	4	36
GOG 121	Physical Geography	1	20	20	3	60
HIS 181	World Civilizations	1	11	11	3	33
HIS 320	History of the U S	1	11	11	3	33
HIS 330	US - Caribbean Relations	1	11	11	3	33
HIS 342	History of the VI	1	13	13	3	39
HON 101	Honors Introductory Seminar	1	2	2	3	6
HUM 115	Introduction to Humanities	2	58	29	3	174
HUM 497	Sr Humanities Seminar I	1	10	10	1	10
MSL 101	Foundations of Officership	1	12	12	1	12
MSL 201	Individual Leadership Studies	1	3	3	2	6
MSL 301	Leadership and Problem Solving	1	4	4	3	12
MUE 321	Brass & Percussion Methods	1	1	1	2	2
MUE 412	Obs & Stdnt Tchng Mus	1	1	1	6	6
MUS 101	Sight Singing/Ear Training I	1	7	7	2	14
MUS 103	Music Theory I	1	8	8	3	24
MUS 124	Intro To Music	1	7	7	3	21
MUS 132	Concert Band	1	6	6	1	6
MUS 133	Jazz Ensemble	1	8	8	1	8
MUS 134	Steel Pan Ensemble	1	16	16	1	16
MUS 140	Class Steel Pan	1	5	5	1	5
MUS 161	Applied Music	5	24	5	2	48
MUS 162	Applied Music	3	5	2	2	10
MUS 173	Secondary Piano I	1	8	8	1	8

Course	Class Description	St. Thomas				
		Number of Sections	Total Enrollment	Average Enrollment	Credits per Course	Total Credit Hours
MUS 174	Secondary Piano II	1	6	6	1	6
MUS 175	Secondary Voice I	1	1	1	1	1
MUS 176	Secondary Voice II	1	1	1	1	1
MUS 177	Secondary Brass I	1	1	1	1	1
MUS 179	Secondary Woodwind I	1	1	1	1	1
MUS 185	Secondary Percussion I	1	1	1	1	1
MUS 201	Music Theory III	1	4	4	3	12
MUS 206	Music History & Literature	1	3	3	3	9
MUS 242	Concert Choir	1	5	5	1	5
MUS 261	Applied Music	3	5	2	2	10
MUS 262	Applied Music	4	7	2	2	14
MUS 274	Secondary Piano IV	1	1	1	1	1
MUS 275	Secondary Voice III	1	1	1	1	1
MUS 276	Secondary Voice IV	1	1	1	1	1
MUS 302	Form & Analysis	1	3	3	2	6
MUS 361	Applied Music -	3	4	1	2	8
MUS 362	Applied Music -	2	2	1	2	4
MUS 461	Applied Music -	1	2	2	2	4
MUS 462	Applied Music	1	2	2	2	4
PHI 200	Critical Thinking	3	68	23	3	204
POL 120	Intro to Political Science	1	10	10	3	30
POL 129	Intro To Public Admin	1	8	8	3	24
POL 151	American Government I	1	4	4	3	12
POL 351	Comparative Government	1	6	6	3	18
PSY 120	General Psychology	4	72	18	3	216
PSY 202	Life Span Development	2	36	18	3	108
PSY 203	Intro To Personality	1	20	20	3	60
PSY 240	Biopsychology	2	24	12	4	96
PSY 304	Cognitive Psychology	1	24	24	3	72
PSY 308	Helping Skills	1	12	12	3	36
PSY 310	Disparities in Health Care	1	8	8	3	24
PSY 312	Psychology of Learning	1	14	14	3	42
PSY 325	Adolescent Development	1	14	14	3	42
PSY 345	Forensic Science	1	1	1	4	4
PSY 348	Sensation and Perception	1	5	5	3	15
PSY 433	Intro to Cnsing & Psychothrp	1	5	5	3	15
PSY 440	Applied Research Methods	1	12	12	3	36
RCA 021	Reading in the Content Areas	5	84	17	3	252
SOC 121	Intro To Sociology	2	33	17	3	99
SOC 124	Social Problems	1	1	1	3	3

Course	Class Description	St. Thomas				
		Number of Sections	Total Enrollment	Average Enrollment	Credits per Course	Total Credit Hours
SOC 224	Intro to Soc Wk & Soc Welfare	1	2	2	3	6
SOC 236	Marriage & The Family	1	6	6	3	18
SOC 310	Disparities in Health Care	1	1	1	3	3
SPA 131	Functional Elem Spanish I	6	102	17	4	408
SPA 132	Functional Elem Spanish II	3	51	17	4	204
SPA 231	Intermediate Spanish	3	45	15	4	180
SPA 305	Oral Spanish	1	3	3	3	9
SSC 100	An Intro Soc.Sci.A Carib.Focus	6	146	24	3	438
SSC 327	Quant Research Methods I	2	29	15	4	116
SSC 497	Soc Sci Senior Sem I	1	26	26	1	26
SWK 224	Intro to Soc Wk & Soc Welfare Hum Behavior & Soc	1	7	7	3	21
SWK 334	Environment	1	10	10	3	30
SWK 425	Social Work Methods III	1	4	4	3	12
SWK 427	Field Instruction & Seminar II	1	4	4	6	24
SWK 430	Soc Welf:Pol, Prog,Iss	1	5	5	3	15
THE 110	Introduction to Theatre	1	8	8	3	24
THE 211	Theatre Production	1	9	9	1	9
THE 212	Theatre Production	1	5	5	1	5
THE 213	Theatre Production	1	1	1	1	1
THE 214	Theatre Production	1	1	1	1	1
WAC 011	Writing Across the Curriculum	5	75	15	3	225
ALL		209	2400	11	347	6885

**Table 1.5B St. Croix Campus
Credit Hour Enrollment by Course, Class, Sections and Average Enrollment
Fall 2013**

Course	Class Description	St. Croix				
		Number of Sections	Total Enrollment	Average Enrollment	Credits per Course	Total Credit Hours
ART 126	Selected Prob World Art	1	7	7	3	21
ART 128	Basic Drawing	1	9	9	3	27
ART 150	Painting 1	1	11	11	3	33
ART 324	Desktop Publishing	1	2	2	4	8
CJU 110	Intro to Criminal Justice	2	18	9	3	54
CJU 205	Administration of Justice	1	17	17	3	51
CJU 240	Constitutional Law	1	14	14	3	42
CJU 250	Criminal Justice Internship	1	2	2	3	6
CJU 321	Contemporary Corrections	1	7	7	3	21
CJU 325	Police Organization and Admin	1	9	9	3	27
CJU 345	Forensic Science	1	2	2	4	8
CJU 432	Criminal Proced & Evidence	1	1	1	3	3
COM 110	Introduction to Communication	1	10	10	3	30
COM 119	Intrprsnl Comm. Ldershp Skills	3	61	20	3	183
COM 120	Public Speaking	3	34	11	3	102
COM 200	Journalism Workshop	1	10	10	1	10
COM 205	Broadcast Communication I	1	6	6	4	24
COM 308	Newswriting for Mass Media I	1	7	7	3	21
COM 340	Broadcast Communication II	1	7	7	4	28
COM 402	Mass Comm. Law and Ethics	1	2	2	3	6
COM 403	Rhetorical Criticism	1	3	3	3	9
COM 435	Digital Entrepreneurship	1	3	3	3	9
ECO 221	Intro to Macro-Economics	1	8	8	3	24
ECO 222	Intro to Micro-Economics	1	12	12	3	36
ENG 051	Functional Writing	1	12	12	3	36
ENG 100	Writing across the Curriculum	4	53	13	1	53
ENG 101	Reading in the Content Area	5	67	13	1	67
ENG 120	English Composition	4	66	17	3	198
ENG 200	Journalism Workshop	1	1	1	1	1
ENG 201	Research and Applied Writing	3	55	18	3	165
ENG 261	World Literature I	2	43	22	3	129
ENG 262	World Literature II	1	17	17	3	51
ENG 302	Intermediate Fiction Writing	1	2	2	3	6
ENG 308	Newswriting I	1	1	1	3	3
ENG 321	British Literature I	1	3	3	3	9
ENG 345	History of the English Language	1	2	2	3	6
ENG 350	The Bible as Literature	1	2	2	3	6

Course	Class Description	St. Croix				
		Number of Sections	Total Enrollment	Average Enrollment	Credits per Course	Total Credit Hours
ENG 361	American Literature	1	2	2	3	6
FRE 231	Intermediate French	1	3	3	4	12
GOG 121	Physical Geography	1	3	3	3	9
HIS 181	World Civilizations	1	7	7	3	21
HIS 320	History of the U S	1	8	8	3	24
HIS 330	US - Caribbean Relations	1	5	5	3	15
HIS 342	History of the VI	1	8	8	3	24
HUM 115	Introduction to Humanities	2	32	16	3	96
HUM 497	Sr Humanities Seminar I	1	1	1	1	1
HUM 498	Sr Humanities Seminar II	1	1	1	1	1
MSL 101	Foundations of Officership	1	8	8	1	8
MSL 201	Individual Leadership Studies	1	7	7	2	14
MSL 301	Leadership and Problem Solving	1	1	1	3	3
MSL 401	Leadership and Management	1	5	5	3	15
MUS 124	Intro To Music	1	4	4	3	12
MUS 132	Concert Band	1	6	6	1	6
MUS 133	Jazz Ensemble	1	7	7	1	7
MUS 140	Class Steel Pan	1	11	11	1	11
MUS 242	Concert Choir	1	9	9	1	9
PHI 200	Critical Thinking	2	38	19	3	114
POL 120	Intro to Political Science	1	10	10	3	30
POL 129	Intro To Public Admn	1	3	3	3	9
POL 151	American Government I	1	2	2	3	6
POL 351	Comparative Government	1	5	5	3	15
PSY 120	General Psychology	4	43	11	3	129
PSY 202	Life Span Development	1	17	17	3	51
PSY 203	Intro To Personality	1	18	18	3	54
PSY 301	Hist & Systems Of Psychology	1	13	13	3	39
PSY 302	Culture And Behavior	1	13	13	3	39
PSY 308	Helping Skills	1	10	10	3	30
PSY 310	Disparities in Health Care	1	3	3	3	9
PSY 325	Adolescent Development	1	12	12	3	36
PSY 345	Forensic Science	1	3	3	4	12
PSY 348	Sensation and Perception	1	4	4	3	12
PSY 433	Intro to Cnslng & Psychothrp	1	5	5	3	15

Course	Class Description	St. Croix				
		Number of Sections	Total Enrollment	Average Enrollment	Credits per Course	Total Credit Hours
PSY 440	Applied Research Methods	1	9	9	3	27
RCA 021	Reading in the Content Areas	5	67	13	3	201
SOC 121	Intro To Sociology	1	18	18	3	54
SOC 224	Intro to Soc Wk & Soc Welfare	1	1	1	3	3
SOC 310	Disparities in Health Care	1	1	1	3	3
SPA 131	Functional Elem Spanish I	2	36	18	4	144
SPA 132	Functional Elem Spanish II	1	26	26	4	104
SPA 231	Intermediate Spanish	1	16	16	4	64
SSC 100	An Intro Soc.Sci.A Carib.Focus	6	104	17	3	312
SSC 327	Quant Research Methods I	2	15	8	4	60
SSC 497	Soc Sci Senior Sem I	1	14	14	1	14
SWK 310	Disparities in Health Care	1	2	2	3	6
WAC 011	Writing Across the Curriculum	4	53	13	3	159
ALL		122	1275	10	240	3558

**Table 1.6A St. Thomas Campus
Credit Hour Enrollment by Course, Class, Sections and Average Enrollment
Spring 2014**

Course	Class Description	St. Thomas				
		Number of Sections	Total Enrollment	Average Enrollment	Credits per Course	Total Credit Hours
ANT 225	Intro to Cultural & Phys Anthr	1	10	10	3	30
ART 126	Selected Prob World Art	1	13	13	3	39
ART 275	Tchg Visl Art to Chil & Adoles	1	10	10	3	30
CJU 110	Intro to Criminal Justice	1	17	17	3	51
CJU 120	Intro to Law Enforcement	1	12	12	3	36
CJU 207	Criminal Law	1	10	10	3	30
CJU 240	Constitutional Law	1	6	6	3	18
CJU 250	Criminal Justice Internship	1	7	7	3	21
CJU 265	Sel. Topics: Homeland Security	1	10	10	3	30
CJU 305	Criminal Investigation	1	8	8	3	24
CJU 315	Victimology	1	12	12	3	36
CJU 320	Drugs and Crime	1	10	10	3	30
CJU 333	Criminology	1	10	10	3	30
CJU 405	Comparative Crim Justice Sys	1	3	3	3	9
CJU 432	Criminal Proced & Evidence	1	4	4	3	12
COM 119	Intrprsnl Comm. Ldershp Skills	6	120	20	3	360
COM 120	Public Speaking	5	83	17	3	249
COM 200	Journalism Workshop	1	4	4	1	4
COM 212	Radio Production	1	14	14	3	42
COM 221	Oral Interpretation of Lit.	1	11	11	3	33
COM 227	Voice & Diction	1	9	9	3	27
COM 230	Computer-Mediated Comm. I	1	9	9	3	27
COM 310	Newsriting for Mass Media II	1	4	4	3	12
COM 312	Feature Writing	1	2	2	3	6
COM 315	Intro to Public Relations	1	6	6	3	18
COM 360	Communication Theory	1	8	8	3	24
COM 401	Argumentation and Debate	1	4	4	3	12
COM 404	Pro. Internship Mass Comm.	1	2	2	3	6
COM 465	Sel Top: Radio Drama	1	7	7	3	21
COM 466	Sel. Top. Sleep and Dream	1	2	2	3	6
COM 475	Directed Studies	1	1	1	3	3
ECO 221	Intro to Macro-Economics	2	32	16	3	96
ECO 222	Intro to Micro-Economics	2	22	11	3	66
ENG 051	Functional Writing	1	15	15	3	45
ENG 100	Writing across the Curriculum	4	43	11	1	43
ENG 101	Reading in the Content Area	4	61	15	1	61

Course	Class Description	St. Thomas				
		Number of Sections	Total Enrollment	Average Enrollment	Credits per Course	Total Credit Hours
ENG 120	English Composition	6	115	19	3	345
ENG 201	Research and Applied Writing	6	114	19	3	342
ENG 261	World Literature I	3	55	18	3	165
ENG 262	World Literature II	2	39	20	3	117
ENG 300	Scientific Writing	1	13	13	3	39
ENG 301	Intro to Creative Writing	1	10	10	3	30
ENG 310	Newsriting II/Editing	1	1	1	3	3
ENG 321	British Literature I	1	1	1	3	3
ENG 322	British Literature II	1	4	4	3	12
ENG 362	Major American Writing	1	1	1	3	3
ENG 372	Caribbean Lit II	1	9	9	3	27
ENG 421	Oral Traditional Lit of Africa	1	2	2	3	6
ENG 431	Maj Amer Author: Sylvia Plath	1	3	3	3	9
FRE 131	Functional Elem French I	1	21	21	4	84
FRE 132	Functional Elem French II	1	13	13	4	52
FRE 231	Intermediate French	1	9	9	4	36
FRE 305	Advanced Conversation I	1	9	9	3	27
GOG 122	Cultural Geography	1	18	18	3	54
HIS 181	World Civilizations	1	1	1	3	3
HIS 182	World Civilizations	1	13	13	3	39
HIS 320	History of the U S	1	12	12	3	36
HIS 341	Caribbean History	1	6	6	3	18
HIS 342	History of the VI	1	10	10	3	30
HUM 115	Introduction to Humanities	3	80	27	3	240
HUM 498	Sr Humanities Seminar II	1	11	11	1	11
MSL 102	Basic Leadership	1	9	9	1	9
MSL 202	Leadership and Teamwork	1	1	1	2	2
MSL 302	Leadership and Ethics	1	1	1	3	3
MSL 402	Officership	1	2	2	3	6
MUE 312	Tchng Music Elem Schl	1	2	2	3	6
MUE 412	Obs & Stdnt Tchng Mus	1	1	1	6	6
MUS 104	Music Theory II	1	4	4	3	12
MUS 124	Intro To Music	1	8	8	3	24
MUS 132	Concert Band	1	9	9	1	9
MUS 133	Jazz Ensemble	1	6	6	1	6
MUS 134	Steel Pan Ensemble	1	15	15	1	15
MUS 140	Class Steel Pan	1	8	8	1	8
MUS 161	Applied Music	6	40	7	2	80

Course	Class Description	St. Thomas				
		Number of Sections	Total Enrollment	Average Enrollment	Credits per Course	Total Credit Hours
MUS 162	Applied Music	5	12	2	2	24
MUS 173	Secondary Piano I	1	5	5	1	5
MUS 174	Secondary Piano II	1	2	2	1	2
MUS 175	Secondary Voice I	1	4	4	1	4
MUS 178	Secondary Brass II	1	1	1	1	1
MUS 179	Secondary Woodwind I	1	3	3	1	3
MUS 202	Music Theory IV	1	4	4	3	12
MUS 207	Music History & Lit II	1	2	2	3	6
MUS 242	Concert Choir	1	11	11	1	11
MUS 261	Applied Music	2	3	2	2	6
MUS 262	Applied Music	3	5	2	2	10
MUS 273	Secondary Piano III	1	4	4	1	4
MUS 275	Secondary Voice III	1	1	1	1	1
MUS 276	Secondary Voice IV	1	1	1	1	1
MUS 361	Applied Music -	3	3	1	2	6
MUS 362	Applied Music -	3	5	2	2	10
MUS 461	Applied Music -	1	1	1	2	2
MUS 462	Applied Music	2	3	2	2	6
PHI 200	Critical Thinking	3	65	22	3	195
POL 120	Intro to Political Science	1	12	12	3	36
POL 129	Intro To Public Admn	1	6	6	3	18
POL 310	Political Theory	1	3	3	3	9
POL 352	International Politics	1	3	3	3	9
PSY 120	General Psychology	4	80	20	3	240
PSY 202	Life Span Development	2	34	17	3	102
PSY 203	Intro To Personality	1	21	21	3	63
PSY 223	Social Psychology	1	22	22	3	66
PSY 240	Biopsychology	2	18	9	4	72
PSY 301	Hist & Systems Of Psychology	1	13	13	3	39
PSY 310	Disparities in Health Care	1	8	8	3	24
PSY 322	Adult Development	1	18	18	3	54
PSY 327	The Psychology of Women	1	11	11	3	33
PSY 332	Industrial Orgzatnl Psychology	1	13	13	3	39
PSY 349	Forensic Psychology	1	3	3	3	9
PSY 434	Abnormal Psychology	1	12	12	3	36
PSY 465	Sel Top: Psych Sleep & Dream	1	12	12	3	36
PSY 496	Pract In Psychology	2	15	8	3	45
RCA 021	Reading in the Content Areas	4	61	15	3	183
SOC 121	Intro To Sociology	2	40	20	3	120
SOC 124	Social Problems	1	5	5	3	15

Course	Class Description	St. Thomas				
		Number of Sections	Total Enrollment	Average Enrollment	Credits per Course	Total Credit Hours
SOC 224	Intro to Soc Wk & Soc Welfare	1	1	1	3	3
SOC 333	Criminology	1	6	6	3	18
SOC 469	Practicum in Sociology	1	1	1	3	3
SPA 131	Functional Elem Spanish I	5	91	18	4	364
SPA 132	Functional Elem Spanish II	4	64	16	4	256
SPA 231	Intermediate Spanish	2	35	18	4	140
SSC 100	An Intro Soc.Sci.A Carib.Focus	6	122	20	3	366
SSC 328	Quant Research Methods II	2	29	15	4	116
SSC 498	Soc Sci Senior Sem II	1	25	25	1	25
SWK 224	Intro to Soc Wk & Soc Welfare	1	7	7	3	21
SWK 310	Disparities in Health Care	1	1	1	3	3
SWK 331	Social Work Methods I	1	5	5	3	15
SWK 334	Hum Behavior & Soc Environment	1	10	10	3	30
SWK 426	Social Work Methods IV	1	4	4	3	12
SWK 428	Field Instruct and Seminar III	1	4	4	6	24
THE 211	Theatre Production	1	6	6	1	6
THE 212	Theatre Production	1	1	1	1	1
THE 213	Theatre Production	1	4	4	1	4
THE 214	Theatre Production	1	3	3	1	3
THE 466	Sel. Topics: Playwrights Wkshp	1	8	8	3	24
WAC 011	Writing Across the Curriculum	4	43	11	3	129
ALL		213	2292	11	364	6624

**Table 1.6B St. Croix Campus
Credit Hour Enrollment by Course, Class, Sections and Average Enrollment
Spring 2014**

Course	Class Description	St. Croix				
		Number of Sections	Total Enrollment	Average Enrollment	Credits per Course	Total Credit Hours
ANT 225	Intro to Cultural & Phys Anthr	1	4	4	3	12
ART 117	Basic Design	1	6	6	3	18
ART 126	Selected Prob World Art	1	2	2	3	6
ART 128	Basic Drawing	1	8	8	3	24
ART 150	Painting 1	1	8	8	3	24
CJU 110	Intro to Criminal Justice	1	11	11	3	33
CJU 120	Intro to Law Enforcement	1	13	13	3	39
CJU 207	Criminal Law	1	7	7	3	21
CJU 240	Constitutional Law	1	8	8	3	24
CJU 250	Criminal Justice Internship	1	6	6	3	18
CJU 315	Victimology	1	8	8	3	24
CJU 320	Drugs and Crime	1	9	9	3	27
CJU 349	Forensic Psychology	1	2	2	3	6
CJU 405	Comparative Crim Justice Sys	1	1	1	3	3
COM 119	Intrprsnl Comm. Ldershp Skills	5	78	16	3	234
COM 120	Public Speaking	3	29	10	3	87
COM 200	Journalism Workshop	1	3	3	1	3
COM 212	Radio Production	1	2	2	3	6
COM 230	Computer-Mediated Comm. I	1	7	7	3	21
COM 310	Newsriting for Mass Media II	1	3	3	3	9
COM 312	Feature Writing	1	4	4	3	12
COM 315	Intro to Public Relations	1	3	3	3	9
COM 360	Communication Theory	1	2	2	3	6
COM 465	Sel Top: Radio Drama	1	2	2	3	6
COM 466	Sel. Top. Sleep and Dream	1	2	2	3	6
ECO 221	Intro to Macro-Economics	1	12	12	3	36
ECO 222	Intro to Micro-Economics	1	10	10	3	30
ENG 051	Functional Writing	1	12	12	3	36
ENG 100	Writing across the Curriculum	4	41	10	1	41
ENG 101	Reading in the Content Area	4	47	12	1	47
ENG 120	English Composition	5	84	17	3	252
ENG 200	Journalism Workshop	1	1	1	1	1
ENG 201	Research and Applied Writing	4	56	14	3	168
ENG 261	World Literature I	2	39	20	3	117
ENG 262	World Literature II	2	34	17	3	102
ENG 301	Intro to Creative Writing	1	8	8	3	24

Course	Class Description	St. Croix				
		Number of Sections	Total Enrollment	Average Enrollment	Credits per Course	Total Credit Hours
ENG 322	British Literature II	1	2	2	3	6
ENG 372	Caribbean Lit II	1	1	1	3	3
ENG 421	Oral Traditional Lit of Africa	1	3	3	3	9
ENG 431	Maj Amer Author: Sylvia Plath	1	1	1	3	3
GOG 122	Cultural Geography	1	1	1	3	3
HIS 182	World Civilizations	1	5	5	3	15
HIS 320	History of the U S	1	9	9	3	27
HIS 341	Caribbean History	1	4	4	3	12
HIS 342	History of the VI	2	23	12	3	69
HUM 115	Introduction to Humanities	2	25	13	3	75
HUM 498	Sr Humanities Seminar II	1	1	1	1	1
MSL 102	Basic Leadership	1	9	9	1	9
MSL 202	Leadership and Teamwork	1	5	5	2	10
MSL 402	Officership	1	3	3	3	9
MUS 124	Intro To Music	1	13	13	3	39
MUS 132	Concert Band	1	6	6	1	6
MUS 133	Jazz Ensemble	1	7	7	1	7
MUS 134	Steel Pan Ensemble	1	12	12	1	12
MUS 242	Concert Choir	1	4	4	1	4
PHI 200	Critical Thinking	2	42	21	3	126
POL 120	Intro to Political Science	1	10	10	3	30
POL 129	Intro To Public Admn	1	5	5	3	15
POL 310	Political Theory	1	4	4	3	12
POL 352	International Politics	1	5	5	3	15
PSY 120	General Psychology	3	44	15	3	132
PSY 202	Life Span Development	1	21	21	3	63
PSY 223	Social Psychology	1	11	11	3	33
PSY 240	Biopsychology	2	11	6	4	44
PSY 310	Disparities in Health Care	1	1	1	3	3
PSY 315	Human Sexuality	1	10	10	3	30
PSY 327	The Psychology of Women	1	6	6	3	18
PSY 332	Industrial Orgzatnl Psychology	1	8	8	3	24
PSY 349	Forensic Psychology	1	4	4	3	12
PSY 434	Abnormal Psychology	1	7	7	3	21
PSY 465	Sel Top: Psych Sleep & Dream	1	4	4	3	12
PSY 496	Pract In Psychology	1	8	8	3	24

Course	Class Description	St. Croix				
		Number of Sections	Total Enrollment	Average Enrollment	Credits per Course	Total Credit Hours
RCA 021	Reading in the Content Areas	4	47	12	3	141
SOC 121	Intro To Sociology	1	16	16	3	48
SOC 124	Social Problems	1	2	2	3	6
SOC 223	Social Psychology	1	1	1	3	3
SOC 224	Intro to Soc Wk & Soc Welfare	1	4	4	3	12
SOC 333	Criminology	1	7	7	3	21
SPA 131	Functional Elem Spanish I	2	40	20	4	160
SPA 132	Functional Elem Spanish II	2	32	16	4	128
SPA 231	Intermediate Spanish	2	17	9	4	68
SSC 100	An Intro Soc.Sci.A Carib.Focus	4	69	17	3	207
SSC 220	Intro to Geographic Info Syst	1	1	1	3	3
SSC 328	Quant Research Methods II	2	14	7	4	56
SSC 498	Soc Sci Senior Sem II	1	11	11	1	11
SWK 224	Intro to Soc Wk & Soc Welfare	1	2	2	3	6
SWK 310	Disparities in Health Care	1	1	1	3	3
WAC 011	Writing Across the Curriculum	4	42	11	3	126
ALL		128	1213	9	246	3464

**Table 1.7 Undergraduate Degrees Conferred
By Major, Type and Campus
Fall 2013 - Spring 2014**

	Associates	Bachelors	All Degrees
UVI			
Communication	*	8	8
Criminal Justice	7	5	12
English	*	4	4
Humanities	*	1	1
Music Education	*	2	2
Psychology	*	21	21
Soc Sci Secondary/Edu	*	0	0
Social Sciences	*	2	2
Social Work	*	2	2
Total	7	45	52
St Thomas			
Communication	*	6	6
Criminal Justice	4	2	6
English	*	3	3
Humanities	*	1	1
Music Education	*	2	2
Psychology	*	12	12
Soc Sci Secondary/Edu	*	0	0
Social Sciences	*	2	2
Social Work	*	2	2
Total	4	30	34
St Croix			
Communication	*	2	2
Criminal Justice	3	3	6
English	*	1	1
Humanities	*	0	0
Music Education	*	0	0
Psychology	*	9	9
Soc Sci Secondary/Edu	*	0	0
Social Sciences	*	0	0
Social Work	*	0	0
Total	3	15	18

*Degree Not Offered

**Table 1.8 Undergraduate Degrees Conferred
By Gender, Honors and Campus
Fall 2013 - Spring 2014**

Campus/Honors	Female	Male	All Genders
UVI			
Cum Laude	6	3	9
Magna Cum Laude	3	1	4
Summa Cum Laude	2	0	2
Total	11	4	15
St. Thomas			
Cum Laude	3	3	6
Magna Cum Laude	3	1	4
Summa Cum Laude	2	0	2
Total	8	4	12
St. Croix			
Cum Laude	3	0	3
Magna Cum Laude	0	0	0
Summa Cum Laude	0	0	0
Total	3	0	3

Section Two

Graduate

Enrollment

**Table 2.1 Graduate Enrollment
By Status, Major, Gender and Campus
Fall 2013**

Major	All			Full-time			Part-time		
	Total	Female	Male	Total	Female	Male	Total	Female	Male
UVI									
Master of Public Administration	8	6	2	7	6	1	1	0	1
Master of Psychology	16	15	1	3	3	0	13	12	1
Non Degree Seeking	0	0	0	0	0	0	0	0	0
Total	24	21	3	10	9	1	14	12	2
St. Thomas									
Master of Public Administration	2	2	0	2	2	0	0	0	0
Master of Psychology	7	6	1	0	0	0	7	6	1
Non Degree Seeking	0	0	0	0	0	0	0	0	0
Total	9	8	1	2	2	0	7	6	1
St. Croix									
Master of Public Administration	6	4	2	5	4	1	1	0	1
Master of Psychology	9	9	0	3	3	0	6	6	0
Non Degree Seeking	0	0	0	0	0	0	0	0	0
Total	15	13	2	8	7	1	7	6	1

**Table 2.2 Graduate Enrollment
By Campus, Age and Gender
Fall 2013**

Age Group	UVI			St. Thomas			St. Croix		
	Total	Female	Male	Total	Female	Male	Total	Female	Male
Under 22	1	1	0	1	1	0	0	0	0
22-24	6	5	1	2	2	0	4	3	1
25-29	4	4	0	2	2	0	2	2	0
30-34	5	5	0	2	2	0	3	3	0
35-39	3	3	0	0	0	0	3	3	0
40-49	4	2	2	2	1	1	2	1	1
Over 50	1	1	0	0	0	0	1	1	0
Total	24	21	3	9	8	1	15	13	2

**Table 2.3 Graduate Enrollment
By Status, Major, Gender and Campus
Spring 2014**

Major	All			Full-time			Part-time		
	Total	Female	Male	Total	Female	Male	Total	Female	Male
UVI									
Master of Public Administration	12	11	1	10	9	1	2	2	0
Master Of Psychology	17	16	1	5	5	0	12	11	1
Non Degree Seeking	1	1	0	0	0	0	1	1	0
Total	30	28	2	15	14	1	15	14	1
St. Thomas									
Master of Public Administration	4	4	0	3	3	0	1	1	0
Master of Psychology	7	6	1	1	1	0	6	5	1
Non Degree Seeking	1	1	0	0	0	0	1	1	0
Total	12	11	1	4	4	0	8	7	1
St. Croix									
Master of Public Administration	8	7	1	7	6	1	1	1	0
Master of Psychology	10	10	0	4	4	0	6	6	0
Non Degree Seeking	0	0	0	0	0	0	0	0	0
Total	18	17	1	11	10	1	7	7	0

**Table 2.4 Graduate Enrollment
By Campus, Age and Gender
Spring 2014**

Age Group	UVI			St. Thomas			St. Croix		
	Total	Female	Male	Total	Female	Male	Total	Female	Male
Under 22	1	1	0	1	1	0	0	0	0
22-24	3	3	0	1	1	0	2	2	0
25-29	7	7	0	3	3	0	4	4	0
30-34	7	7	0	3	3	0	4	4	0
35-39	3	3	0	1	1	0	2	2	0
40-49	6	4	2	2	1	1	4	3	1
Over 50	3	3	0	1	1	0	2	2	0
Total	30	28	2	12	11	1	18	17	1

**Table 2.5A St. Thomas Campus
Credit Hour Enrollment - Graduate
By Graduate Course, Class, Sections and Average Enrollment
Fall 2013**

Course	Class Description	St. Thomas				
		Number of Sections	Total Enrollment	Average Enrollment	Credits per Course	Total Credit Hours
PSY 503	Classic & Contemp App to Perso	1	2	2	3	6
PSY 520	Human Growth & Development	1	2	2	3	6
PSY 695	Internship In Psychology I	1	5	5	3	15
PSY 697	Thesis in Psychology I	1	5	5	3	15
PUA 500	Intr Pub Adm & Pub Aff	1	1	1	3	3
PUA 520	Adm Theories & Prac	1	1	1	3	3
PUA 521	Public Program Seminar	1	1	1	3	3
PUA 523	Recent Dev In Publ Adm	1	1	1	3	3
PUA 527	Administrative Law	1	2	2	3	6
PUA 531	Group Processess & Leadership	1	5	5	3	15
PUA 534	Budget Management	1	4	4	3	12
TOTAL		11	29	3	33	87

**Table 2.5B St. Croix Campus
Credit Hour Enrollment - Graduate
By Graduate Course, Class, Sections and Average Enrollment
Fall 2013**

Course	Class Description	St. Croix				
		Number of Sections	Total Enrollment	Average Enrollment	Credits per Course	Total Credit Hours
PSY 503	Classic & Contemp App to Perso	1	5	5	3	15
PSY 520	Human Growth & Development	1	4	4	3	12
PSY 550	Drugs and Human Behavior	1	4	4	3	12
PSY 695	Internship In Psychology I	1	1	1	3	3
PSY 697	Thesis in Psychology I	1	2	2	3	6
PUA 500	Intr Pub Adm & Pub Aff	1	8	8	3	24
PUA 520	Adm Theories & Prac	1	9	9	3	27
PUA 523	Recent Dev In Publ Adm	1	4	4	3	12
PUA 531	Group Processess & Leadership	1	4	4	3	12
PUA 534	Budget Management	1	3	3	3	9
TOTAL		10	44	4	30	132

**Table 2.6A St. Thomas Campus
Credit Hour Enrollment - Graduate
By Graduate Course, Class, Sections and Average Enrollment
Spring 2014**

Course	Class Description	St. Thomas				
		Number of Sections	Total Enrollment	Average Enrollment	Credits per Course	Total Credit Hours
PSY 530	Research Met in App Set & Prog	1	3	3	3	9
PSY 696	Internship in Psychology II	1	4	4	3	12
PUA 521	Public Program Seminar	1	4	4	3	12
PUA 526	Quant Methods in Public Admin	1	2	2	3	6
PUA 527	Administrative Law	1	2	2	3	6
PUA 533	Personnel Administration	1	3	3	3	9
PUA 535	Public Program Planning	1	3	3	3	9
TOTAL		7	21	3	21	63

**Table 2.6B St. Croix Campus
Credit Hour Enrollment - Graduate
By Graduate Course, Class, Sections and Average Enrollment
Spring 2014**

Course	Class Description	St. Croix				
		Number of Sections	Total Enrollment	Average Enrollment	Credits per Course	Total Credit Hours
PSY 530	Research Met in App Set & Prog	1	5	5	3	15
PSY 534	Abnormal Psychology	1	4	4	3	12
PSY 540	Counseling & Psychotherapy	1	6	6	3	18
PSY 696	Internship in Psychology II	1	1	1	3	3
PUA 521	Public Program Seminar	1	9	9	3	27
PUA 526	Quant Methods in Public Admin	1	3	3	3	9
PUA 527	Administrative Law	1	10	10	3	30
PUA 533	Personnel Administration	1	8	8	3	24
PUA 535	Public Program Planning	1	4	4	3	12
TOTAL		9	50	6	27	150

**Table 2.7 Graduate Degrees Conferred
By Gender and Campus
Fall 2013 – Spring 2014**

Gender	UVI	St. Thomas	St. Croix
Female	8	6	2
Male	2	1	1
Total	10	7	3