

# Key Performance Indicators

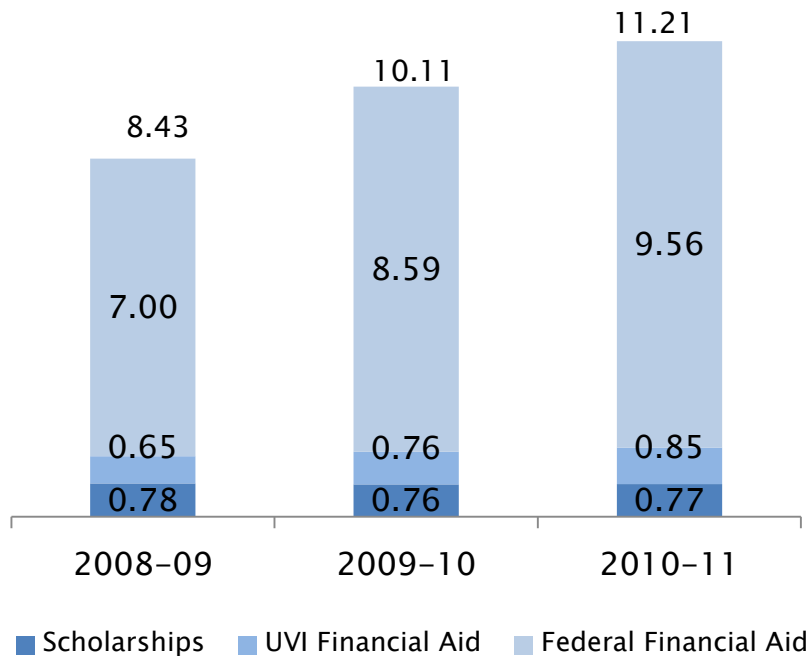
University of the Virgin Islands  
Board of Trustees Meeting  
June 9th, 2012



# Key Performance Indicators

- ▶ Financial Aid
- ▶ Graduates
- ▶ Community Engagement
- ▶ Crime Statistics
- ▶ Development
- ▶ Capital Projects

# Financial Aid & Scholarships Aid Year 2008–09 to 2010–11



- Total Financial Aid  
↑ \$1.1 Million
- UVI Financial Aid  
↑ 12%
- UVI Scholarships  
↑ 1%
- Federal Financial Aid  
↑ 11%

## Peer Comparisons – 2009–2010

% of Full-time, First-time Degree Seeking of Students  
Receiving Institutional Grant Aid

Institutions	Percentage
Lake Superior State College	74
Keene State College	47
<b>University of Virgin Islands</b>	<b>23</b>
Castleton State College	20
University of Guam	2

## Peer Institutions – 2009–2010

% of Full-time, First-time Degree Seeking Students  
Receiving Federal Grant Aid

Institutions	Percentage
University of Puerto Rico	85
<b>University of the Virgin Islands</b>	<b>67</b>
Mississippi for Women	64
Lander University	49
Castleton State College	34
University of Mary Washington	14

# Graduates By Campus

## AY 2010-2011 & 2011-2012

Degree	AY 10-11 St. Croix	AY 11-12 St. Croix	AY 10-11 St. Thomas	AY 11-12 St. Thomas
Masters	16	24	19	25
Bachelors	49	60	179	178
Associates	44	49	30	23
Total	109	133	228	226

# Community Engagement – Outreach Activities Fall/Spring 2011–2012

## Research and Public Service

- ▶ Agricultural Experiment Station (AES): **153**
- ▶ Center for Marine and Environmental Studies:
  - ▶ VIMAS **4,173**
  - ▶ Research dives: **1,404**
- ▶ Cooperative Extension Service (CES): **16,300**
- ▶ Small Business Development Center (SBDC): **874**
- ▶ VI Experimental Program to Stimulate Competitive Research (VI-EPSCoR): **172**
- ▶ Eastern Caribbean Center (ECC): **6,048**

## Other:

- ▶ CELL– Continuing Education: **1,332**
- ▶ Center for Excellence in Developmental Disabilities: **1,003**

## Other Outreach Activities:

Activity	Persons served
▶ Coastweeks	<b>971</b> participants
▶ Pro-Enviro Fair	<b>70</b> participants
▶ Earth Day Fair	<b>700</b> participants (expected)
▶ Reef Fest	<b>450</b> people attended
▶ Mango Melee and Tropical Fruit Festival	<b>4,000</b> participants
▶ World Food Day	<b>1,600</b> attendees
▶ 2012 Agriculture & Food Fair (held jointly with the V.I. Department of Agriculture)	<b>30,000</b> attendees
▶ Man-Up Conference	<b>1,154</b> on St. Croix and <b>2,200</b> St. Thomas
▶ Afternoon on the Green	<b>4,000</b> attendees

# Other Outreach Activities...

- **Reichhold Center for the Arts\***
- Total = 427
- 1 Lecture on St. Croix (200 Attendees)
- 1 Workshop on St. Croix (75 Attendees)
- Attendees at Student Performances: 152
- Private & Public Schools: 9
- Artists involved: Dion Parsons & 21<sup>st</sup> Century Band, Ron Blake, Rashawn Ross, Stanley & the Ten Sleepless Knights, Eddie Russel, Angelina Ballerina

- **Eastern Caribbean Center**
- Addelita Cancryn Jr High School Outreach Social Research
- 2010 Final Report on the Parents Satisfaction Survey for VI Department of Education.
- 2011 Youth Lifestyle Survey
- 2009 VI Community Survey
- Online Mapping Service for Economic Development Commission
- **Cooperative Extension Service**
- 31 radio and TV appearances
- **CMES:**
- Environmental activities: 1134 participants and volunteers
- Citizen Science and other k-12 activities
- Blue Flag Beach activities

# Campus Safety Crime Statistics

## Clery National Comparison Data 2010

OFFENSE	Calendar Year 2010				Calendar Year 2011*	
	St. Thomas Campus	Albert A. Sheen St. Croix Campus	National Avg. Statistics per Campus	Peer Incident Range	St. Thomas Campus	Albert A. Sheen St. Croix Campus
MURDER / NON-NEGLIGENT MANSLAUGHTER	0	0	0.01	0	0	0
NEGLIGENT MANSLAUGHTER	0	0	N/A	0	0	0
SEX OFFENCES, FORCIBLE	1	1	0.81	0-9	0	0
SEX OFFENCES, NON FORCIBLE (Incest and statutory rape)	0	0	N/A	0	0	0
ROBBERY	0	0	1.28	0-4	1	0
AGGRAVATED ASSAULT	0	0	2.37	0-12	0	0
BURGLARY	5	1	17.77	0-54	5	1
MOTOR VEHICLE THEFT	0	0	2.16	0-2	2	0
ARSON	0	0	0.51	0-2	0	0
<b>ARRESTS for</b>						
ILLEGAL WEAPONS Possession	1	0	N/A	0-8	0	0
DRUG LAW Violations	0	0	N/A	0-43	0	0
LIQUOR LAW Violations	0	0	N/A	0-60	0	0
<b>DISCIPLINARY REFERRALS for</b>						
ILLEGAL WEAPONS Possession	0	0	N/A	0-8	0	0
DRUG LAW Violations	3	1	N/A	0-207	0	1
LIQUOR LAW Violations	1	0	N/A	0-580	0	0















**Please note:**

NONE of the incidents cited above manifested evidence of hate crime or prejudice or that the victim was intentionally selected based on actual or perceived race, gender, religion, sexual orientation, ethnicity, nationality or disability.

\* Clery reports are reported on a calendar year basis and are due by October 1 of each year. National campus crime averages are derived from the Clery reports filed with the U.S. Department of Education. Preliminary campus crime data is presented for the calendar year 2011.

# Development Year-to-Date

October 1, 2011 to May 21, 2012

- ▶ Total Contributions \$710,722  6%
- ▶ Total Cash \$648,949  4%
  
- ▶ Alumni Contributing - 18%  9pt
  - ▶ \$63,209 Total Contributions 
  - ▶ \$20 Median Gift  73%
  - ▶ \$60 Average Gift  49%
  
- ▶ Trustees Contributing - 44%  26pts
  - ▶ \$17,301 Total Contributions  19%
  - ▶ \$600 Median Gift 
  - ▶ \$2,163 Average Gift  22%
  
- ▶ Cabinet Contributing - 56%  35pts
  - ▶ \$5,125 Total Contributions  62%
  - ▶ \$50 Median Gift  60%
  - ▶ \$1,025 Average Gift  225%



# Capital Projects Summary 2011–2012

## Major Systems Upgrades and Renovation

### Albert A. Sheen Campus

#### Completed

- ▶ People Lift Replacement

#### In-Progress/Design

- ▶ UVI RT Park Interior Fit Out
- ▶ Melvin H. Evans Center Electrical Improvement Project
- ▶ New Athletic Field Project

### St. Thomas

#### Completed

- ▶ Brewers Bay Bathroom and Shower Facility
- ▶ Environmental Analysis Laboratory Project

#### In-Progress/Design

- ▶ New Student Residence Facility
- ▶ Library and Upper Campus ADA Compliance
- ▶ CA ADA and Code Compliance
- ▶ Little Theatre ADA and Code Compliance
- ▶ Marine Science Addition and Site Improvement

# Thank You!

Office of Institutional Research and Planning