

GREATNESS
THROUGH
INNOVATION



University
of the Virgin Islands

KEY
PERFORMANCE
INDICATORS

June 2021

University of the Virgin Islands
Board of Trustees Meeting

PEER LIST

Institutional Peers

Lincoln University *

Alverno College

CUNY - Medgar Evers College

University of the District of Columbia *

Clark Atlanta University *

Ohio State University-Lima Campus

Savannah State University *

University of Guam

Alabama A & M University *

Colegio Universitario de San Juan

*HBCU

Aspirational Peers

Alfred University

Delaware State University *

Oregon Institute of Technology

SUNY - Purchase College

University of Texas - Permian Basin

University of Hawaii - Hilo

Allegheny College

Valparaiso University

New College of Florida

The Evergreen State College



KEY PERFORMANCE INDICATORS

1. Graduation Rate (III.8A)
2. Degrees Awarded (II.2E)
3. DFW Rates (III.6A)
4. NSSE High Impact Practices (III.7D)
5. Financial Aid (III.2A, III.2B)
6. Development Indicators

Graduation Rate (III.8A)

Degrees Awarded (II.2E)



GRADUATION RATES (III.8A)

First-time, full-time Bachelor seeking students who completed a bachelors degree within 6 years

FTFT Bachelor Cohort	Fall 2012 Cohort	Fall 2013 Cohort	Fall 2014 Cohort	Fall 2015 Cohort
6-Year Graduation Rate	22%	32%	29%	31%
Institutional Peers	33%	33%	35%	N/A
Aspirational Peers	55%	56%	55%	N/A

Source: IPEDS

First-time and transfer Bachelor seeking students who completed any credentials within 6 years

Student Enrollment Status	Fall 2012	Fall 2013	Fall 2014	Fall 2015
Full-Time	28%	38%	35%	34%
Part-time	24%	23%	14%	25%

Source: UVI

III.8A Implement a comprehensive, multi-year recruitment and retention plan to support a first-year retention rate of 80% and a 6-year graduation rate of 40%



MORE STUDENTS OPT FOR MORE THAN ONE CREDENTIAL (II.2E)

Degree	AY 18-19	AY 19-20	AY 20-21
Doctorate	7	8	6
Masters	32	46	43
Bachelors (# minor)	208 (18)	218 (37)	220(29)
Associates	29	35	15
Total	276	307	284

Source: UVI

II.2E Increase by 10% the number of students who graduate with minors, double majors and/or certificates in addition to a major



DFW RATES (III.6A)

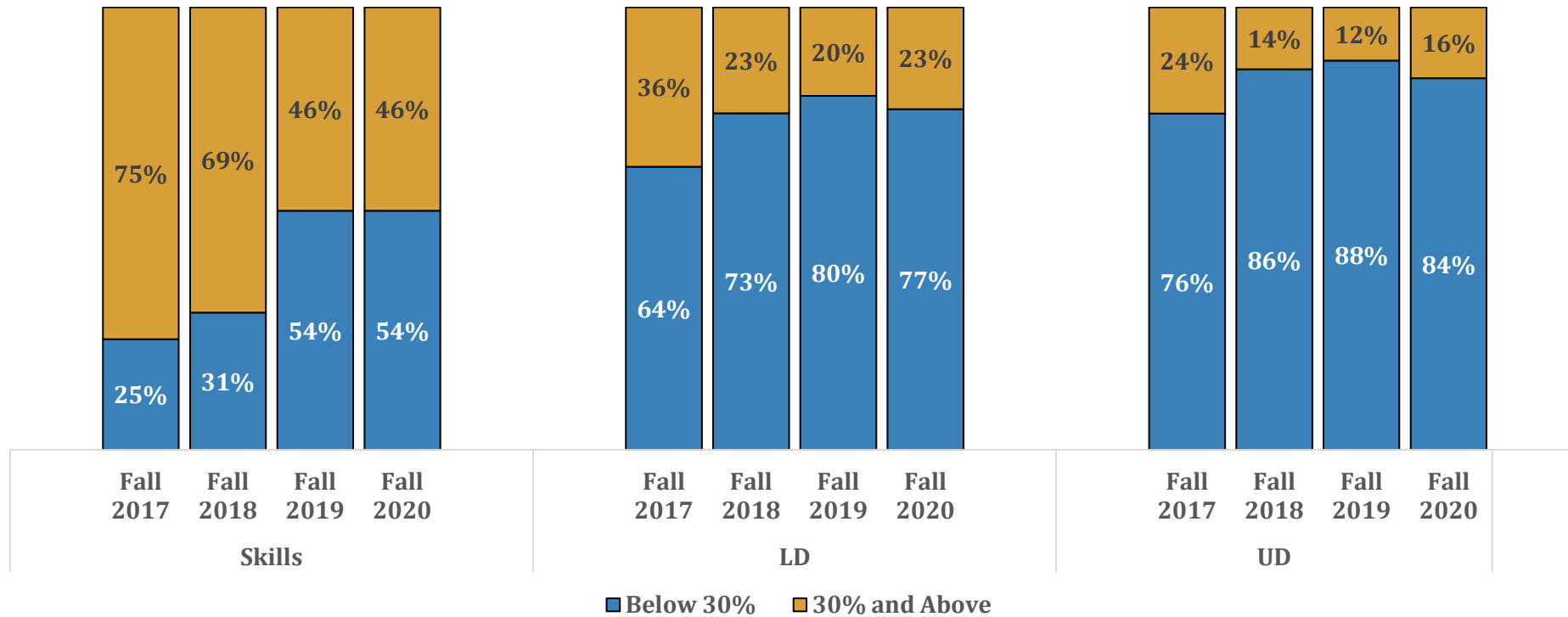


DFW Rates

- ❑ **DFW: Grades of D's, F's, or W (Withdrawal)**
- ❑ **Rates: Percentage of students in the course that receive a grade of D, F, or have Withdrawn**
- ❑ **Many institutions use a DFW rate of 25% - 40% (or above) to identify courses that are problematic**
- ❑ **UVI has identified 30% as its DFW rate**



PERCENTAGE OF SECTIONS BY DIVISION LEVEL AND DFW RATE FALL 2017 to Fall 2020



III.6B – Improve academic success by reducing student D/F grades by 10% below baseline for all schools and colleges

NSSE 2020

High Impact Practices (III.7D)



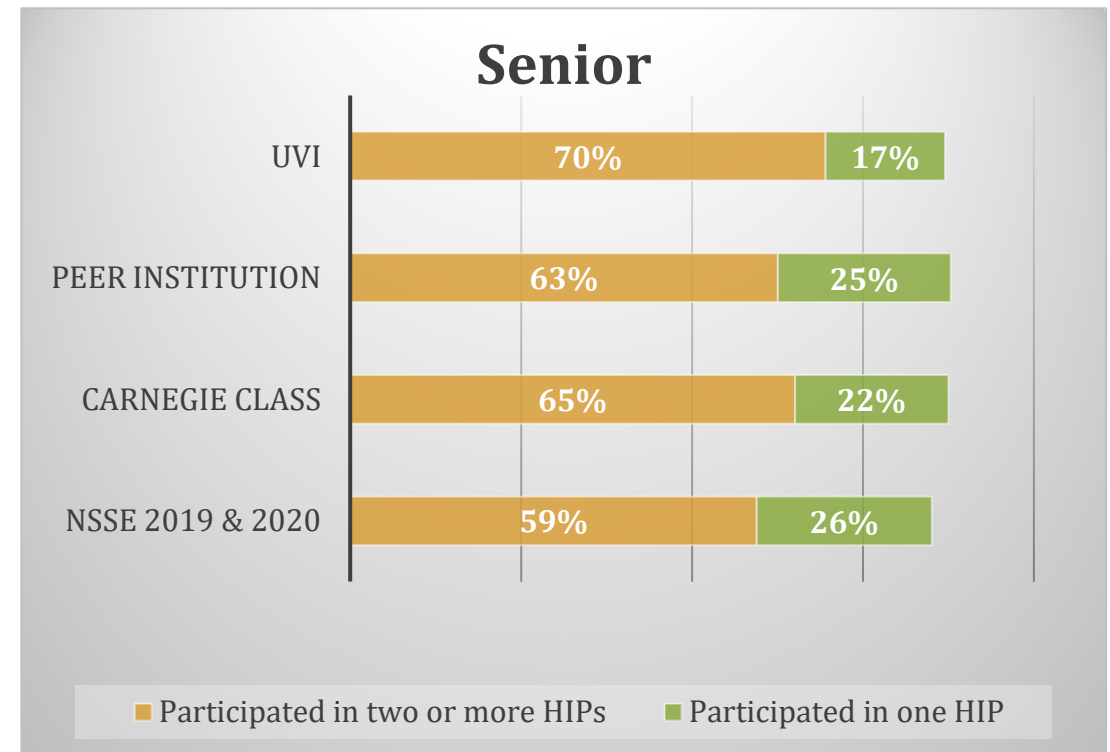
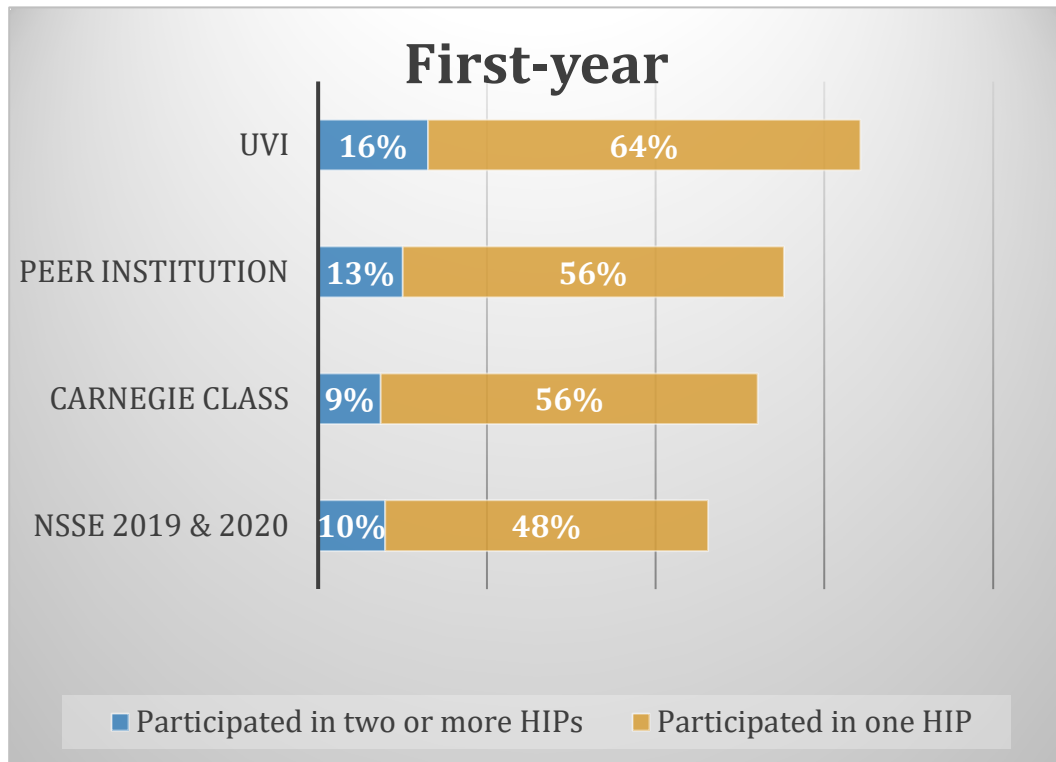
NSSE HIGH IMPACT PRACTICES

- Service-Learning - Courses that included a community-based project
- Learning Community - Formal program where groups of students take two or more classes together
- Research with Faculty - Work with a faculty member on a research project
- Internship or Field Experience - Internship, co-op, field experience, student teaching or clinical placement
- Study Abroad
- Culminating Senior Experience - Capstone course, senior project or thesis, comprehensive exam, portfolio, etc.



NSSE 2020

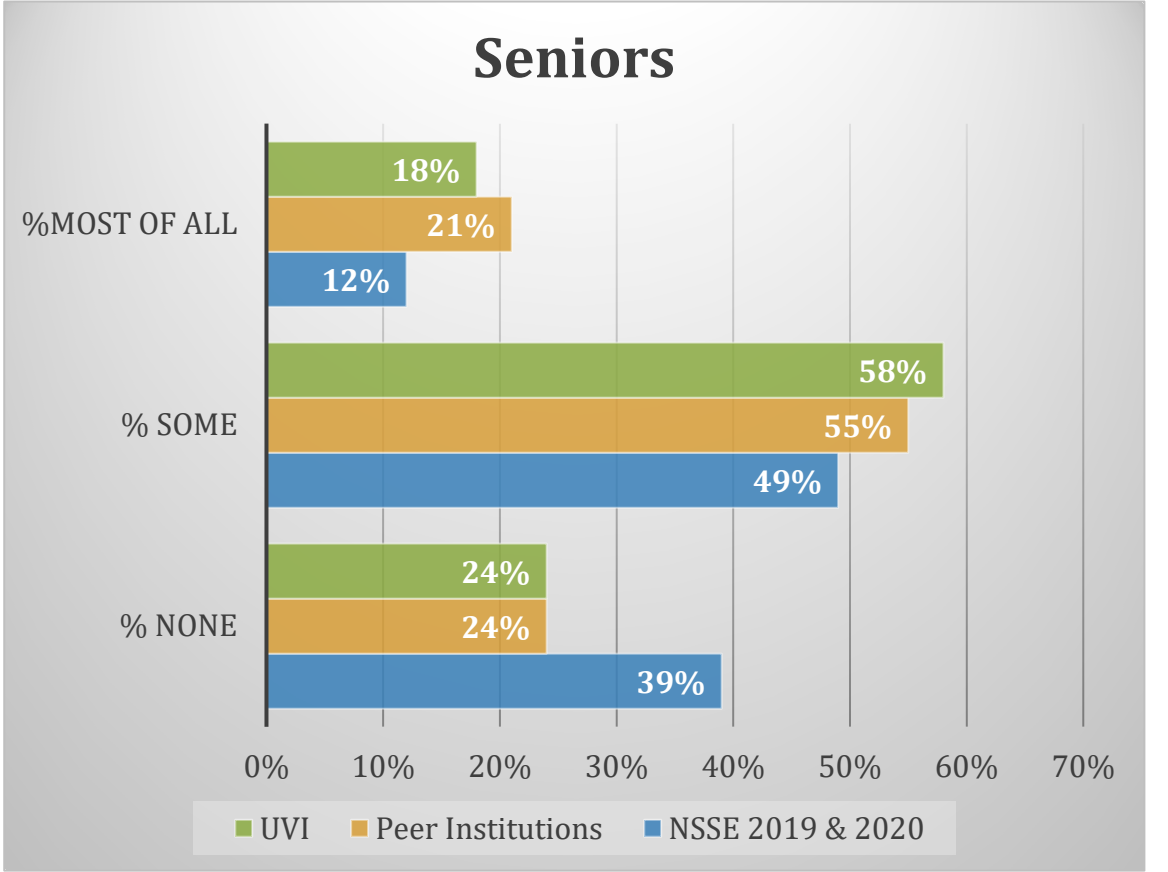
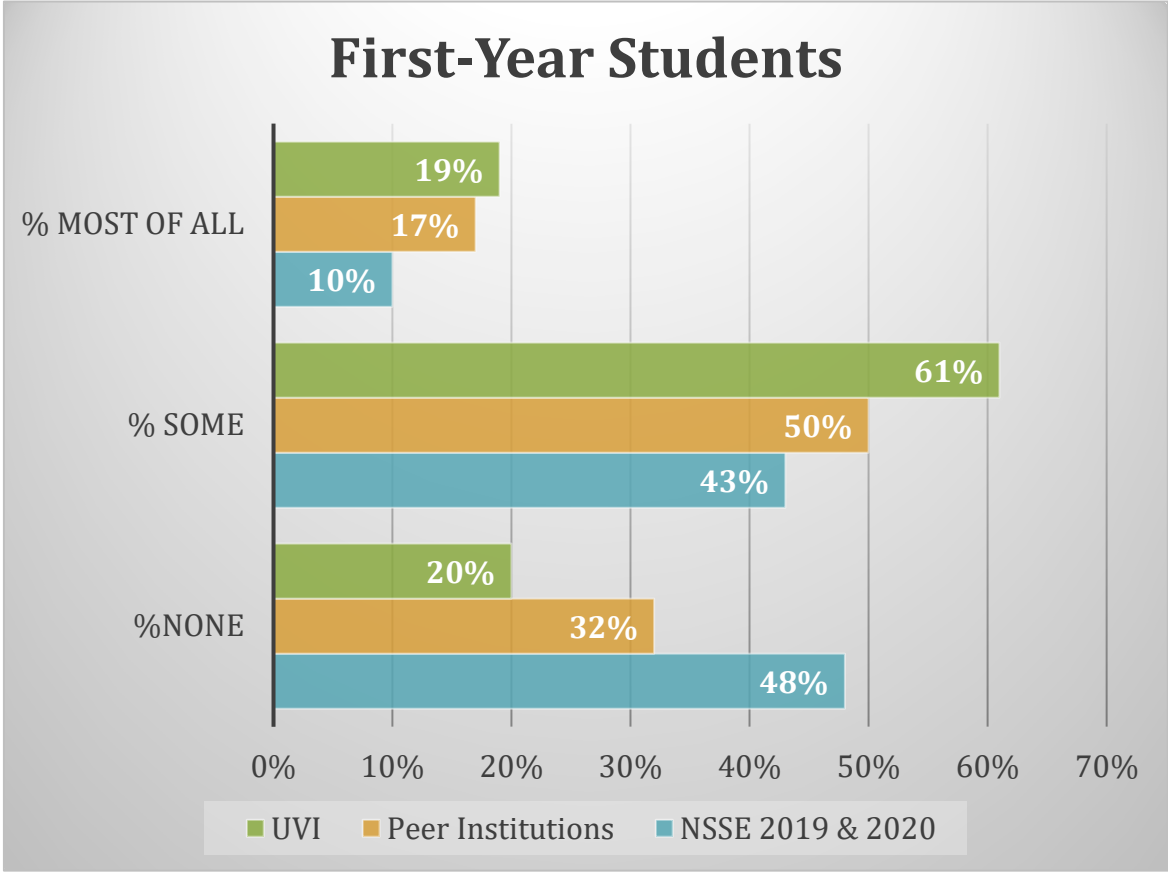
OVERALL HIGH IMPACT PRACTICES (HIP) PARTICIPATION



III.7D: Integrate “service learning” and other student engagement opportunities into 10% of courses and extracurricular activities

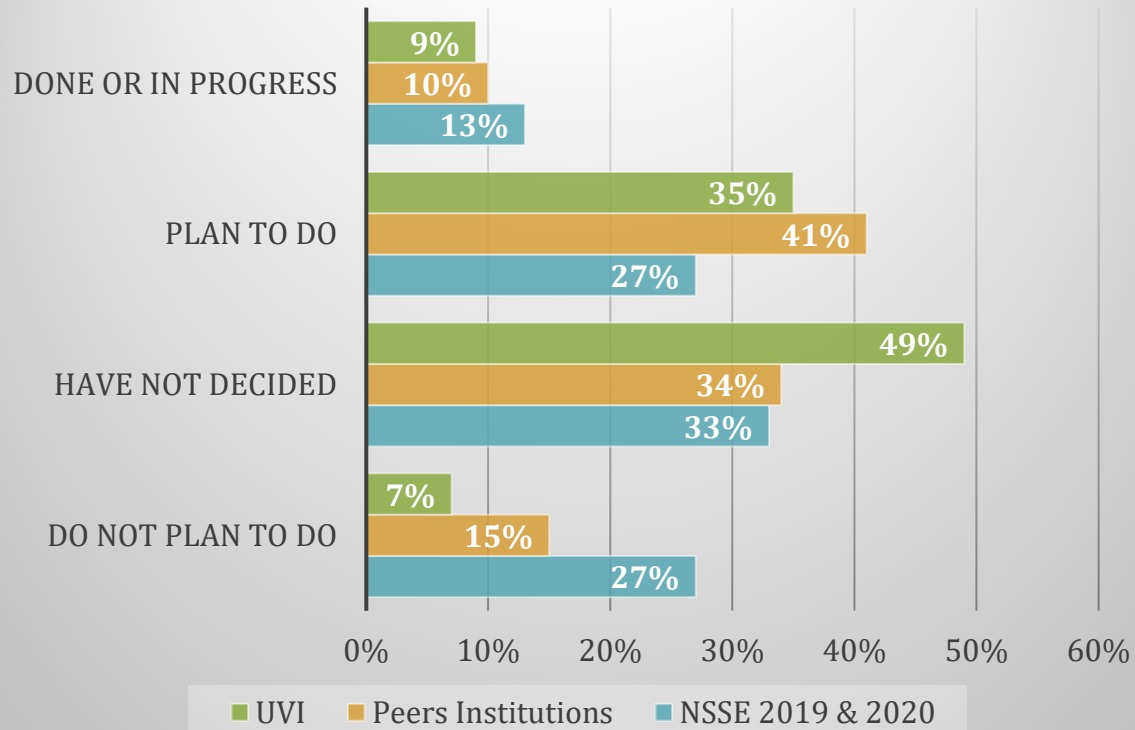


ABOUT HOW MANY OF YOUR COURSES AT THIS INSTITUTION HAVE INCLUDED A COMMUNITY-BASED PROJECT (SERVICE-LEARNING)?

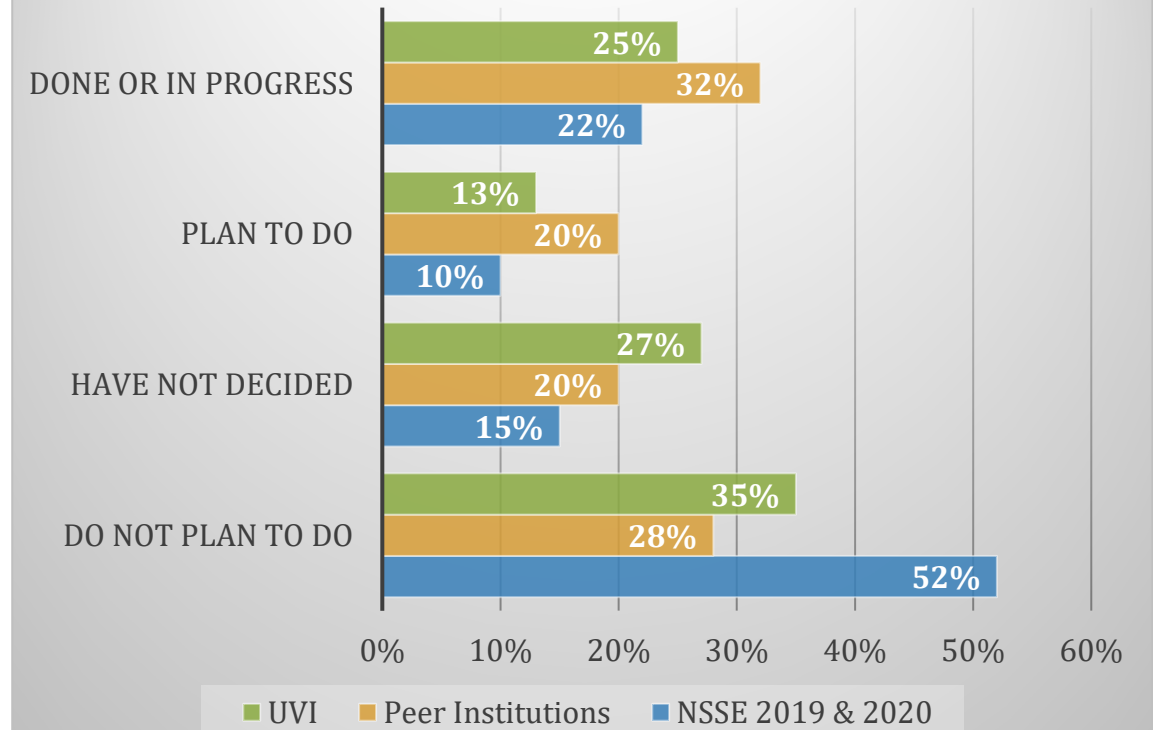


LEARNING COMMUNITY: PARTICIPATE IN A LEARNING COMMUNITY OR SOME OTHER FORMAL PROGRAM WHERE GROUPS OF STUDENTS TAKE TWO OR MORE CLASSES TOGETHER.

First-Year Students



Seniors



Financial Aid (III.2A, III.2B)

Scholarship aid to graduate and non-resident students



INCREASE IN NON-RESIDENT SCHOLARSHIP SUPPORT

	Aid Year 19-20	Aid Year 20-21	Percent Increase
Amount Awarded	\$472,696	\$241,948	
FUVI Support*	\$42,000	\$106,946	
Total	\$514,696	\$348,894	-32%

Source: UVI Financial Aid. Institutional Scholarships and grants awarded to non-resident students International and out-of-territory. All levels including athletic scholarships not previously reported. Fall 2020: The decrease in athletic aid expenditures was significantly related to COVID

* FUVI provided funds to international and out-of-territory students who were not eligible to receive CARES act funds

III.2A. Increase non-resident scholarship support by 10% above baseline each year.



INCREASE IN GRADUATE STUDENT SUPPORT

Institutional Support

Amount Awarded	Aid Year 19-20	Aid Year 20-21	Percent Increase
Graduates + Doctorates	\$47,700	\$42,230	-11%

Source: UVI Financial Aid *Includes graduate assistant / coaching awards to assist with the plan of growing and strengthening the athletics program

Outside Funding Sources

	Aid Year 19-20	Aid Year 20-21
Graduates + Doctorates	\$288,200	\$334,484

Source: UVI



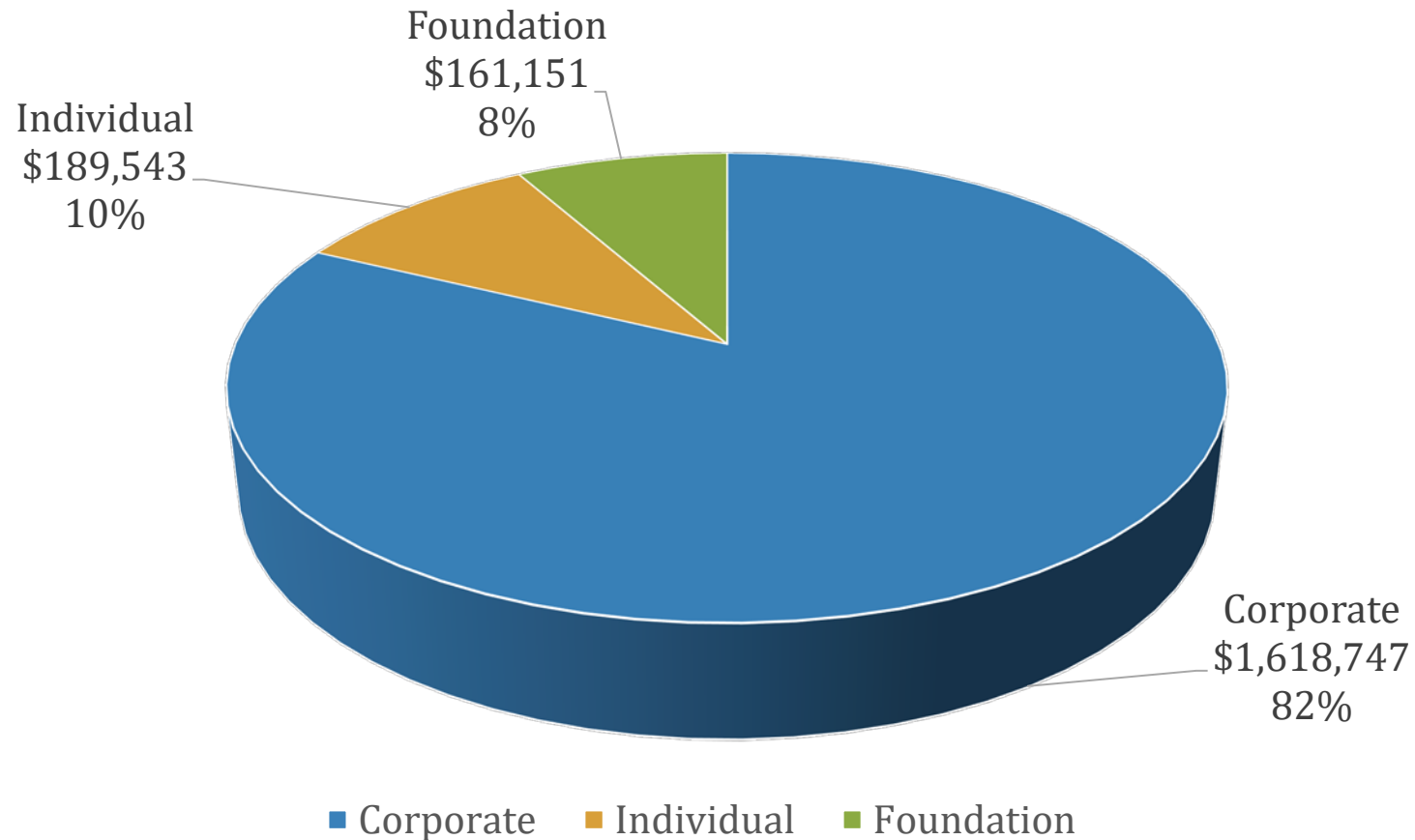
Development



DEVELOPMENT

OCTOBER 01, 2020 – APRIL 28, 2021

Total Contribution by Constituency \$1,969,441 +38%



	FY 21	FY 20
Alumni giving rate	4%	3%
Trustees giving rate	23%	23%
Cabinet giving rate	18%	18%



DEVELOPMENT

OCTOBER 01, 2020 – APRIL 28, 2021

Gifts by Constituents

