

**GREATNESS**  
**THROUGH**  
**INNOVATION**



University  
of the Virgin Islands

**KEY**  
**PERFORMANCE**  
**INDICATORS**

**June 2023**

University of the Virgin Islands  
BOT Meeting

# PEER LIST

---

## Institutional Peers

Lincoln University \*

Alverno College

CUNY - Medgar Evers College

University of the District of Columbia \*

Clark Atlanta University \*

Ohio State University-Lima Campus

Savannah State University \*

University of Guam

Alabama A & M University \*

Colegio Universitario de San Juan

---

\*HBCU

---

## Aspirational Peers

Alfred University

Delaware State University \*

Oregon Institute of Technology

SUNY - Purchase College

University of Texas - Permian Basin

University of Hawaii - Hilo

Allegheny College

Valparaiso University

New College of Florida

The Evergreen State College

University of South Carolina (Upstate)

University of Puerto Rico Humacao

Elizabeth City University\*

South Carolina State\*

---

\*HBCU



# KEY PERFORMANCE INDICATORS

1. Graduation Rate (III.8A)
2. Degrees Awarded (II.2E)
3. DFW Rates (III.6A)
4. Financial Aid (III.2A, III.2B)
5. NSSE High Impact Practices (III.7D)
6. Enhancing the Student Experience (III.7G)
7. Development Indicators

# Graduation Rate (III.8A)

## Degrees Awarded (II.2E)



# GRADUATION RATES (III.8A)

First-time, full-time Bachelor seeking students who completed a bachelors degree within 6 years

FTFT Bachelor Cohort	Fall 2013 Cohort	Fall 2014 Cohort	Fall 2015 Cohort	Fall 2016 Cohort	Fall 2017 Cohort
6-Year Graduation Rate	32%	29%	31%	26%	27%
Institutional Peers	33%	35%	32%	34%	Not Available
Aspirational Peers	52%	52%	51%	53%	Not Available

**Source: IPEDS**

First-time and transfer Bachelor seeking students who completed any credentials within 6 years

Student Enrollment Status	Fall 2013	Fall 2014	Fall 2015	Fall 2016	Fall 2017
Full-Time	38%	35%	34%	31%	29%
Part-time	23%	14%	25%	28%	21%

**Source: UVI**

III.8A Implement a comprehensive, multi-year recruitment and retention plan to support a first-year retention rate of 80% and a 6-year graduation rate of 40%



# MORE STUDENTS OPT FOR MORE THAN ONE CREDENTIAL (II.2E)

Degree	AY 17-18	AY 18-19	AY 19-20	AY 20-21	AY 21-22	AY 22-23
Doctorate	0	7	8	6	7	13
Masters	70	32	46	43	63	54
Bachelors (# minor)	223 (13)	208 (18)	218 (37)	220(29)	189(26)	178(20)
Associates	31	29	35	15	18	21
Total	324	276	307	284	277	266

Source: UVI

II.2E Increase by 10% the number of students who graduate with minors, double majors and/or certificates in addition to a major



# DFW RATES (III.6A)



# DFW Rates

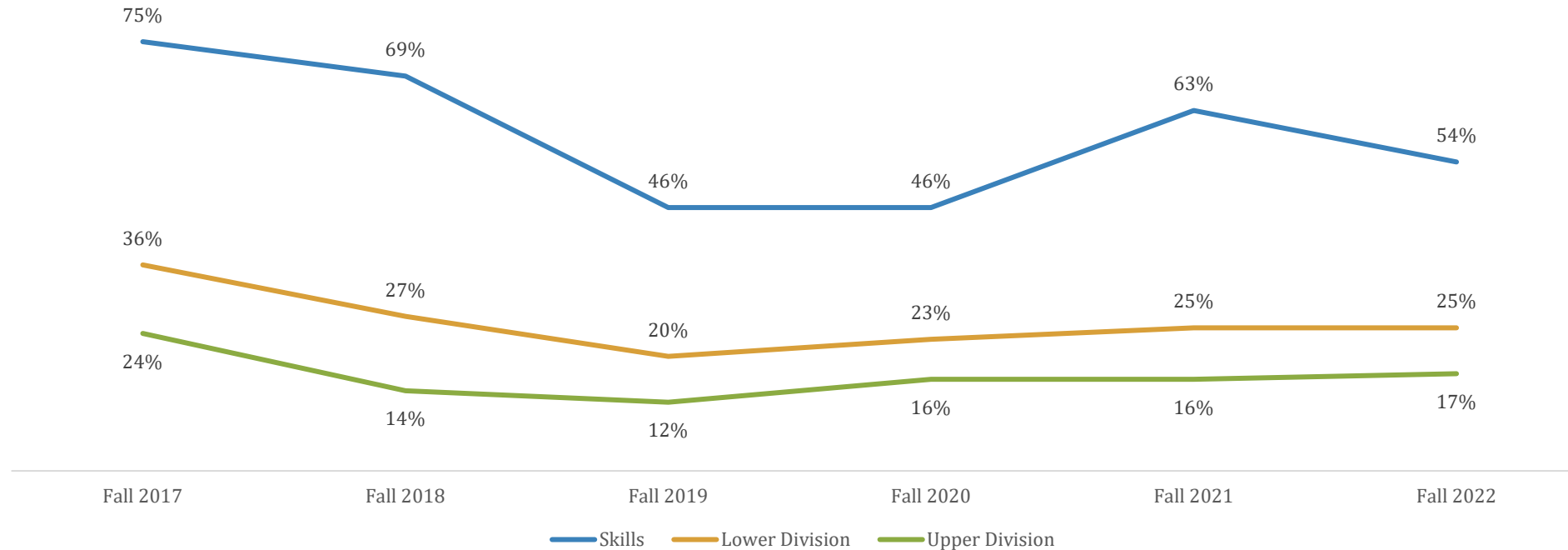
- ❑ **DFW: Grades of D's, F's, or W (Withdrawal)**
- ❑ **Rates: Percentage of students in the course that receive a grade of D, F, or have Withdrawn**
- ❑ **Many institutions use a DFW rate of 25% - 40% (or above) to identify courses that are problematic**
- ❑ **UVI has identified 30% as its DFW rate**





# PERCENTAGE OF SECTIONS BY DIVISION LEVEL ABOVE DFW RATE FALL 2017 to FALL 2022

More students successful in courses since 2017



Source: UVI

III.6B – Improve academic success by reducing student D/F grades by 10% below baseline for all schools and colleges

**Baseline (2017):** In Fall 2017, 37% of the grades were Ds, Fs, or Ws. In Fall 2021, 20% of all grades were Ds, Fs, or Ws. Fall 2022, 19% of all grades were Ds, Fs, or Ws.

**Goal: Met.**



# Financial Aid (III.2A, III.2B)

Scholarship aid to graduate and non-resident students



## INCREASE IN NON-RESIDENT SCHOLARSHIP SUPPORT

Actual	Aid Year 17-18	Aid year 18-19	Aid Year 19-20	Aid Year 20-21	Aid Year 21-22	Aid Year 22-23
Amount Awarded	\$92,241	\$451,730	\$472,696	\$241,948	\$459,936**	\$380,072
FUVI Support*			\$42,000	\$106,946	\$111,603	
Total	\$92,241	\$451,730	\$514,696	\$348,894	\$571,539	\$380,072

Target	Aid Year 17-18	Aid year 18-19	Aid Year 19-20	Aid Year 20-21	Aid Year 21-22	Aid Year 22-23
Total	\$92,241	\$101,465	\$111,612	\$122,773	\$135,050	\$148,555

**Source:** UVI Institutional Scholarships and grants awarded to non-resident students, International, and out-of-territory. All levels including athletic scholarships not previously reported.

Fall 2020: The decrease in athletic aid expenditures was significantly related to COVID

\* FUVI provided funds to international and out-of-territory students who were not eligible to receive CARES Act funds

\*\* Includes Technology Awards (\$500/student) funded through the institutional covid stimulus funding.



# INCREASE IN GRADUATE STUDENT SUPPORT

## Institutional Support

Actual	Aid Year 17-18	Aid Year 18-19	Aid Year 19-20	Aid Year 20-21	Aid Year 21-22	Aid Year 22-23
Graduates + Doctorates	\$190,298	\$254,195	\$335,900	\$376,714	\$553,716	\$915,525

Target	Aid Year 17-18	Aid Year 18-19	Aid Year 19-20	Aid Year 20-21	Aid Year 21-22	Aid Year 22-23
Graduates + Doctorates	\$190,298	\$209,328	\$230,261	\$253,287	\$278,615	\$306,476

**Source: UVI**

\*Includes graduate assistant/coaching awards to assist with the plan of growing and strengthening the athletics program. Support to graduate students (MMES program) through (NSF) S-STEM grants, Lana Vento Trust, Tuition remission, Student Stipends and Student Travel, Research Asst-CASL grant, and Graduate teaching assistant salaries. Rise Relief Scholarship, S-STEM Envir. Steward-Training

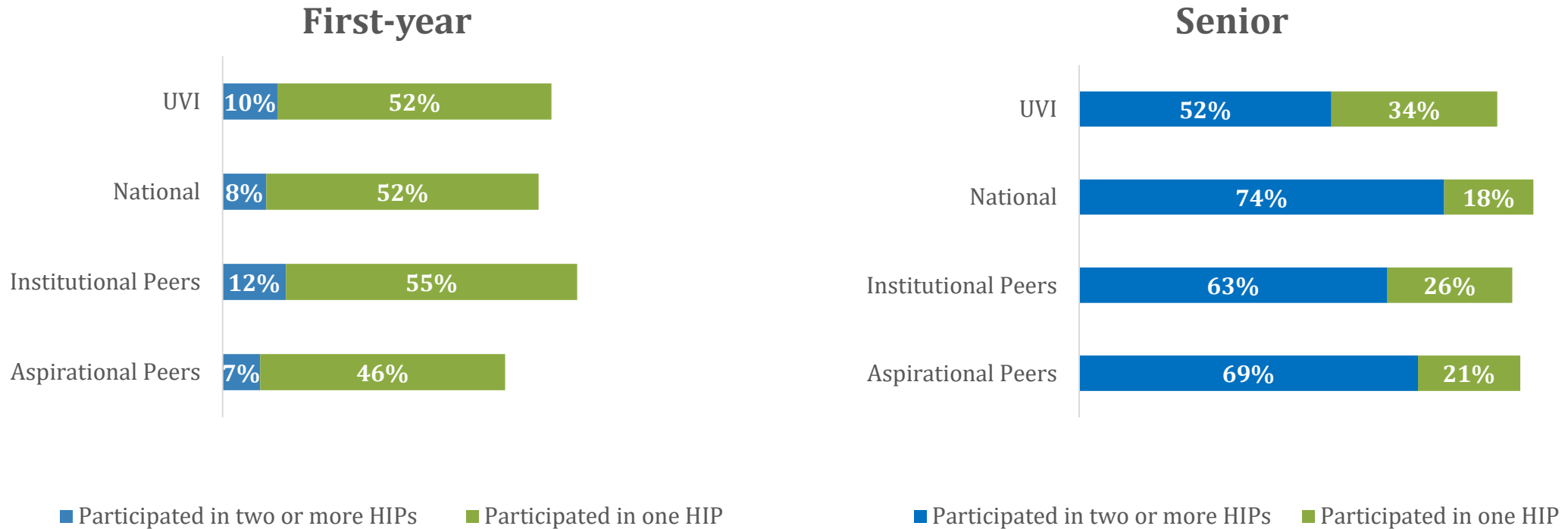


# NSSE HIGH IMPACT PRACTICES

- Service-Learning - Courses that included a community-based project
- Learning Community - Formal program where groups of students take two or more classes together
- Research with Faculty - Work with a faculty member on a research project
- Internship or Field Experience - Internship, co-op, field experience, student teaching or clinical placement
- Study Abroad
- Culminating Senior Experience - Capstone course, senior project or thesis, comprehensive exam, portfolio, etc.



# NSSE 2022 OVERALL HIGH IMPACT PRACTICES (HIP) PARTICIPATION

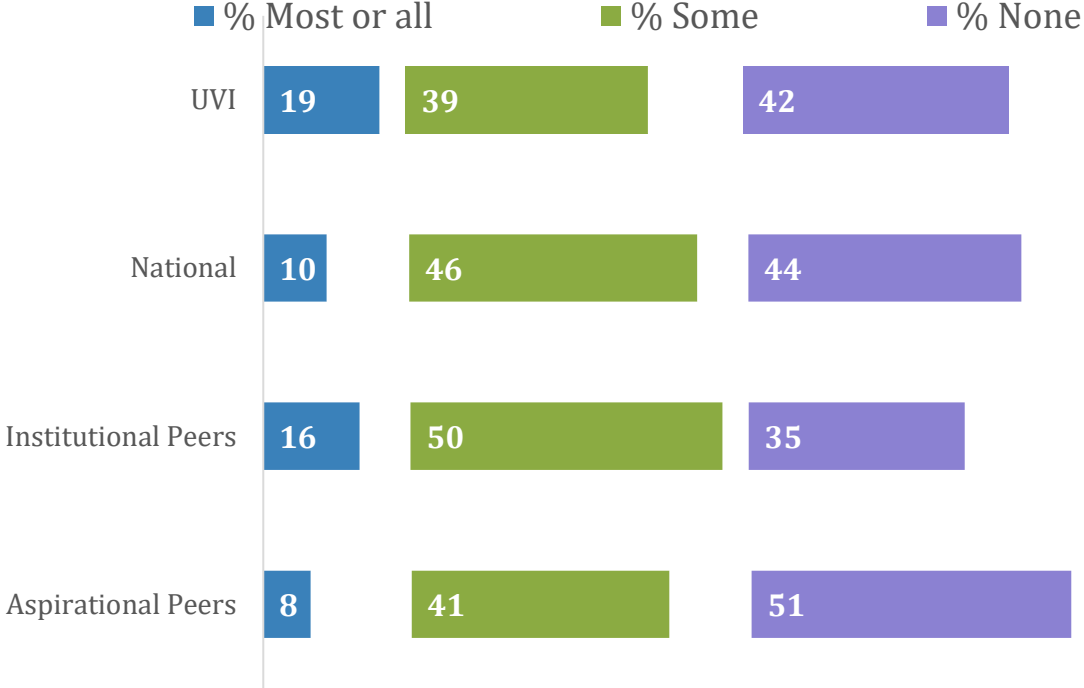


III.7D: Integrate “service learning” and other student engagement opportunities into 10% of courses and extracurricular activities

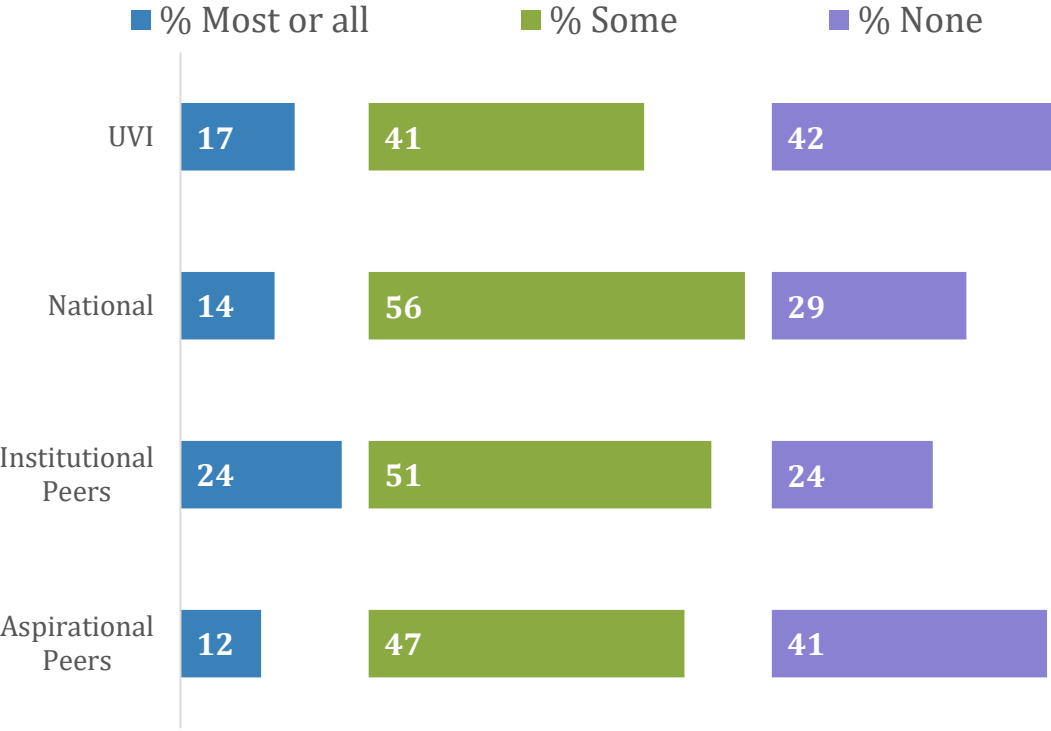


# ABOUT HOW MANY OF YOUR COURSES AT THIS INSTITUTION HAVE INCLUDED A COMMUNITY-BASED PROJECT (SERVICE-LEARNING)?

## First-year Students

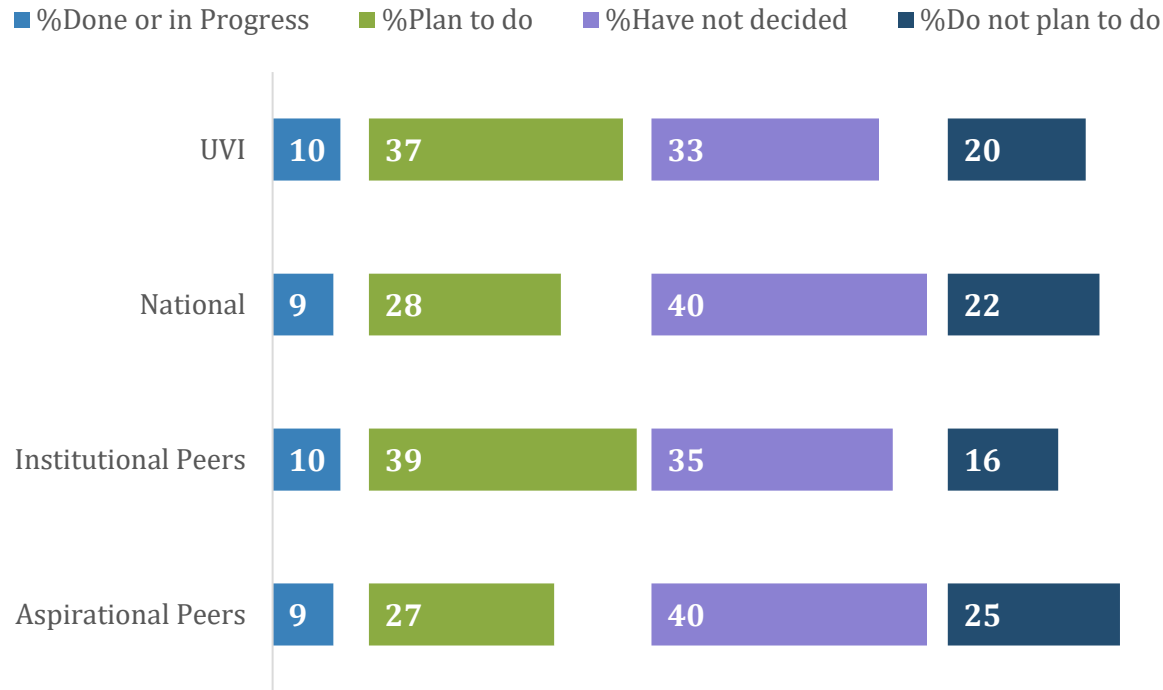


## Senior Students

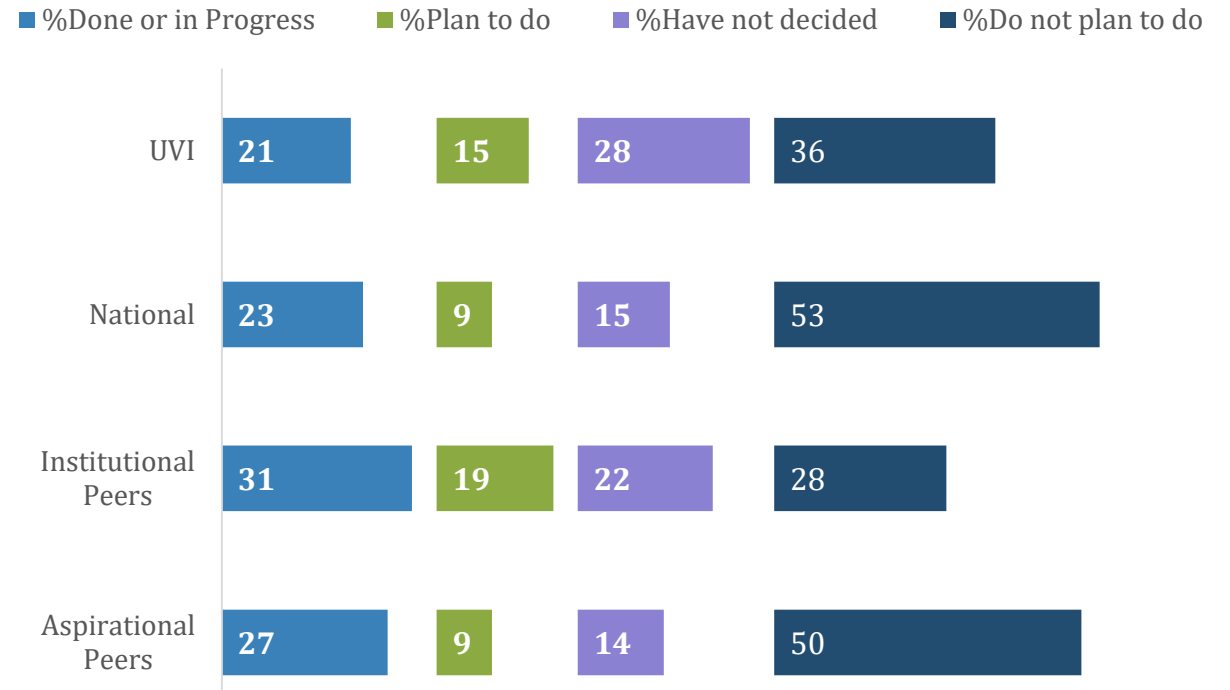


# LEARNING COMMUNITY: PARTICIPATE IN A LEARNING COMMUNITY OR SOME OTHER FORMAL PROGRAM WHERE GROUPS OF STUDENTS TAKE TWO OR MORE CLASSES TOGETHER.

## First-year Students



## Senior Students





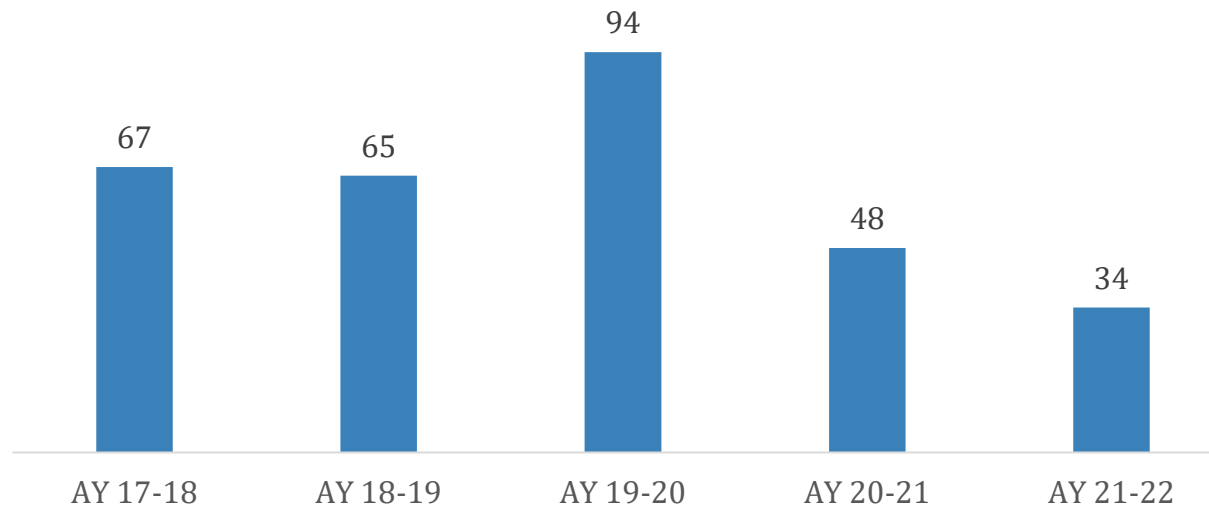
# Enhancing the Student Experience

Undergraduate student participation in research, study away,  
or summer programs (III.7G)



# Research, Study away, or Summer programs

Benchmark AY 17-18	Performance AY 2021-22	Goal	Peers
67	34	74	N/A



**Source: ARSA reports**

UVI undergraduate students participating in the following programs: TWC, NSE, Boston Medical School summer preparation, Study abroad, and in-or out-territory summer research programs.



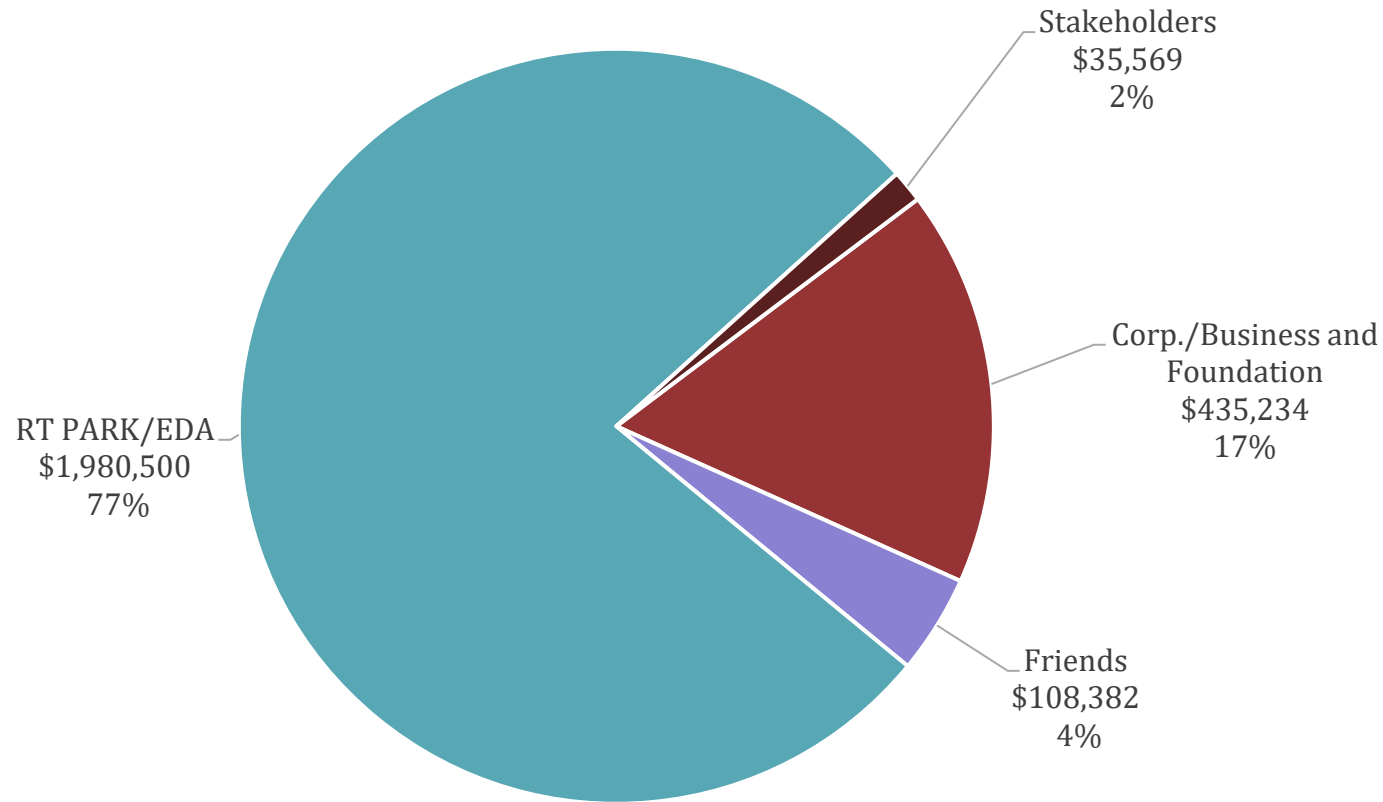
# Development



# DEVELOPMENT

OCTOBER 01, 2022 – APRIL 21, 2023

Total Contribution by Constituency - \$2,559,685 -21%



	FY 23	FY 22
Alumni giving rate	4%	4%
Trustees giving rate	15%	15%
Cabinet giving rate	22%	18%



# DEVELOPMENT

## OCTOBER 01, 2022 – APRIL 21, 2023

### Total Contribution by Fund

