

FALL '24 NEW FRESHMAN CLASS


THIS SEMESTER WE HAVE FOCUSED ON THE NEW FRESHMAN CLASS

ENROLLMENT

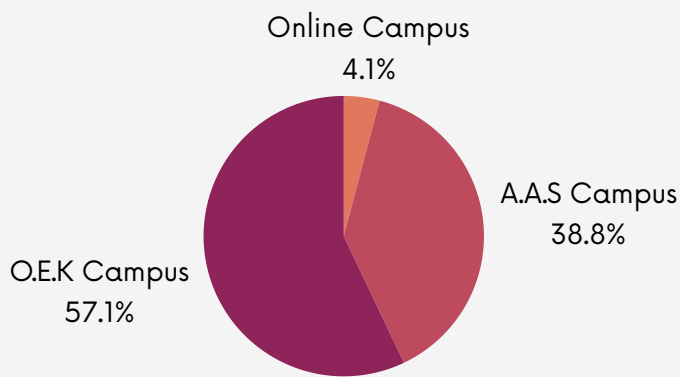
340 First-time New Students

DEMOGRAPHICS

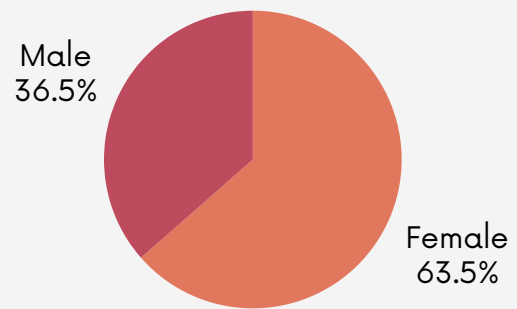
90% are from the U.S. Virgin Islands



Enrollment by Campus

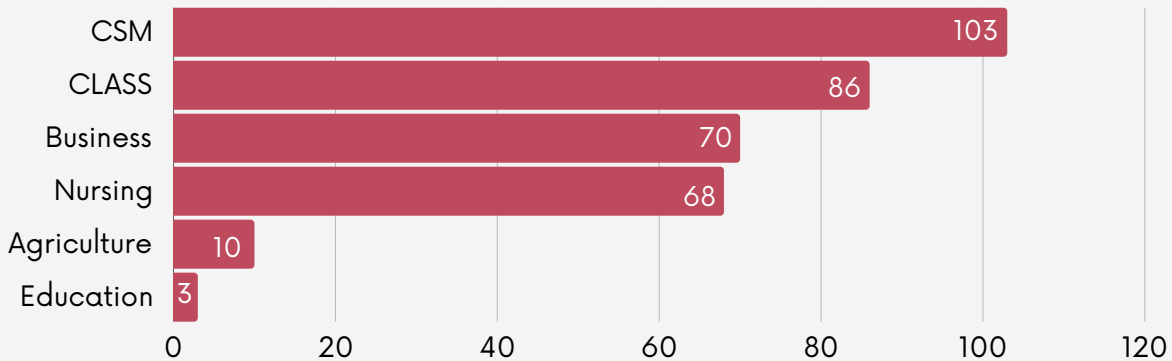


Enrollment by Gender

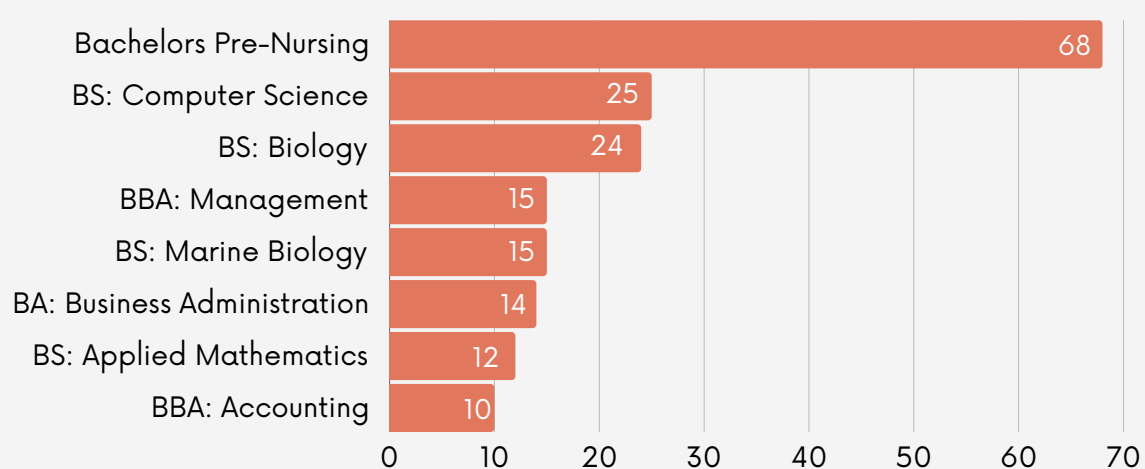


SCHOOLS AND COLLEGES

Enrollment by Schools and Colleges



Most Popular Degree Programs



The Fall 2024 cohort of new first-time students shows notable trends across degree programs, gender, ethnicity, and enrollment status.

Ethnic Diversity:

Black, non-Hispanic students make up the majority of the student body, accounting for 71.2% of the cohort. The next largest group is Hispanic/Latino, accounting for 18.2% of the student body, and is followed by:

White, non-Hispanic (4.1%)

Multi-Race (2.3%)

Smaller groups include Native Hawaiian and Other Pacific Islanders (0.6%), Asians (0.3%), and American Indians or Alaskan Natives (0.3%).

There are also 7 non-resident students and a small number of students whose race/ethnicity data is not specified or known.

Full-Time vs. Part-Time:

There are 297 full-time students and 43 part-time students, making up the majority of students (87.4%).

To view more data about this semester's students, please visit IR's website:
https://public.tableau.com/app/profile/uvi.irp/viz/AcademicPortfolio_0/Title